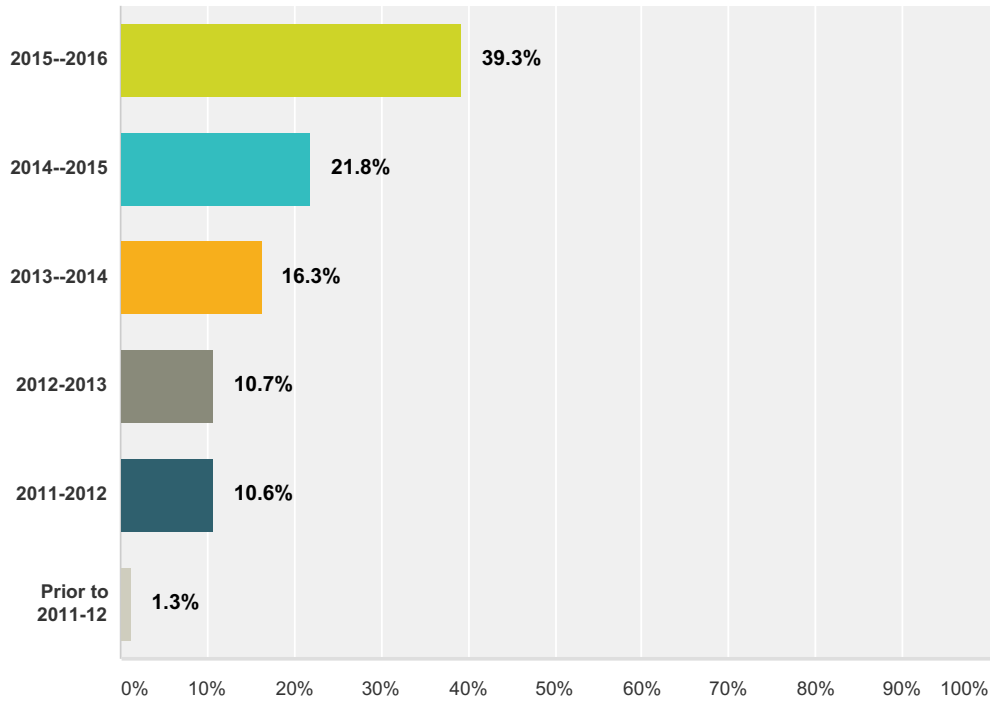


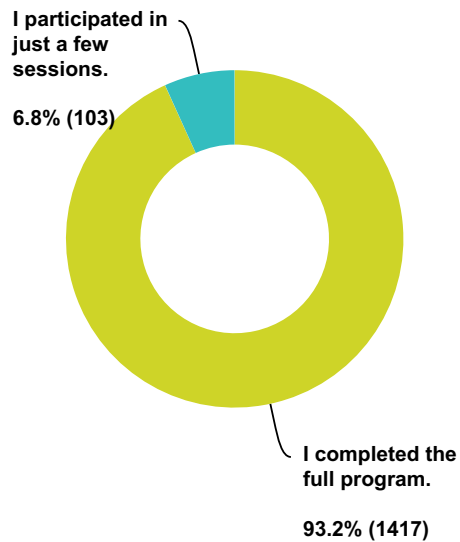
Q1 What is the most recent school when you participated in the ACE Mentor Program?

Answered: 1,525 Skipped: 0



Q2 Describe your involvement in ACE.

Answered: 1,520 Skipped: 5



Q3 In which ACE affiliate did you participate?

Answered: 1,517 Skipped: 8

Answer Choices	Responses	
AL Birmingham	1.0%	15
AZ Phoenix	0.5%	8
CA Central (Fresno)	0.2%	3
CA Inland Empire (Riverside and San Bernardino)	1.4%	21
CA Los Angeles/Orange County	6.5%	98
CA Sacramento	2.1%	32
CA San Diego	2.9%	44
CA S.F. Bay Area (incl. Oakland, San Jose, Contra Costa County)	3.4%	51
CO Denver	1.4%	21
CO Pueblo	0.0%	0
CT Bridgeport/Stratford/Trumbull	1.4%	21
CT Hartford	0.9%	14
CT New Britain	0.3%	4
CT Waterbury	0.1%	1
CT New Haven	0.9%	14
Delaware	0.2%	3
District of Columbia	1.1%	17
FL Broward County	0.7%	10
FL Central Area (Orlando)	1.1%	16
FL Dade County	0.3%	4
FL Northeastern (Jacksonville)	0.8%	12
FL Palm Beach/Martin County	0.2%	3
FL Polk County	0.1%	1
FL Sarasota	0.4%	6
FL Southwest (Fort Myers/Naples)	0.1%	1
FL Tampa	0.1%	2
GA Atlanta	0.8%	12
IA Des Moines	2.1%	32
IA Eastern Iowa	0.3%	5
IA Mason City	0.0%	0

2017 Survey of ACE Alumni 2012-2016

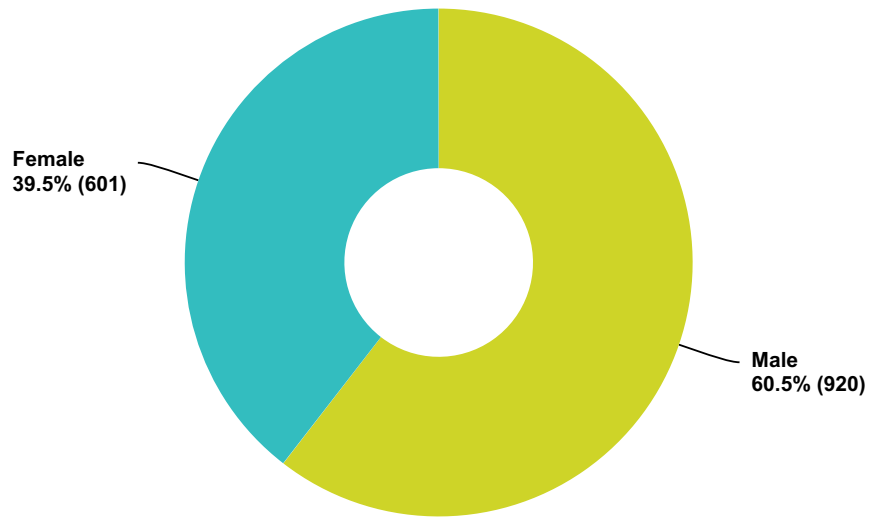
IL Chicago	4.7%	72
IN Indianapolis	0.9%	13
KS Johnson County	0.1%	1
KY Lexington	0.5%	7
KY Louisville	0.5%	7
LA New Orleans	0.2%	3
MA Boston/Cambridge	1.5%	23
MD Annapolis	0.1%	2
MD Baltimore	0.7%	11
MD Eastern Shore	0.9%	13
MD Frederick	1.6%	25
MD Montgomery, Prince Georges counties	0.2%	3
ME Bangor	0.1%	1
ME Portland	0.3%	5
MI Battle Creek/Kalamazoo	0.2%	3
MI Detroit	0.3%	4
MI Mt. Clemens	0.0%	0
MI St. Joseph/Benton Harbor	0.0%	0
MN Twin Cities	0.7%	10
MO Kansas City	0.3%	4
MO St. Louis	0.0%	0
NC Charlotte	1.1%	16
NC Raleigh/Durham	0.8%	12
Nevada (Las Vegas)	0.1%	2
New Hampshire	0.0%	0
New Jersey	1.6%	25
NY Greater New York City	19.4%	295
NY Rochester	0.8%	12
NY Upstate -- Albany	0.3%	4
NY Upstate -- Syracuse	0.0%	0
OH Cleveland	1.5%	22
OH Columbus	0.3%	4
OH Toledo	0.0%	0
OR Portland	4.5%	69

2017 Survey of ACE Alumni 2012-2016

PA Cumberland County	0.7%	10
PA Dauphin County	0.7%	10
PA Lancaster County	1.1%	16
PA Lehigh Valley	0.2%	3
PA Philadelphia (Eastern PA)	3.3%	50
PA Pittsburgh	0.9%	13
PA York County	0.8%	12
PR San Juan	0.4%	6
RI Providence/Northern RI	0.4%	6
SC Charleston	0.1%	2
TN Chattanooga and SE Tennessee	0.5%	7
TN Nashville	2.7%	41
TX Austin	0.3%	5
TX Dallas/Fort Worth	1.7%	26
TX Houston	3.1%	47
TX North Dallas	0.8%	12
TX San Antonio	1.9%	29
UT Salt Lake City	0.0%	0
VA Arlington, Fairfax, Prince William Counties + Alexandria	1.1%	16
VA Central (Richmond, Glen Allen, Charlottesville)	0.0%	0
WA Seattle	4.1%	62
NOT CERTAIN	0.3%	5
Total		1,517

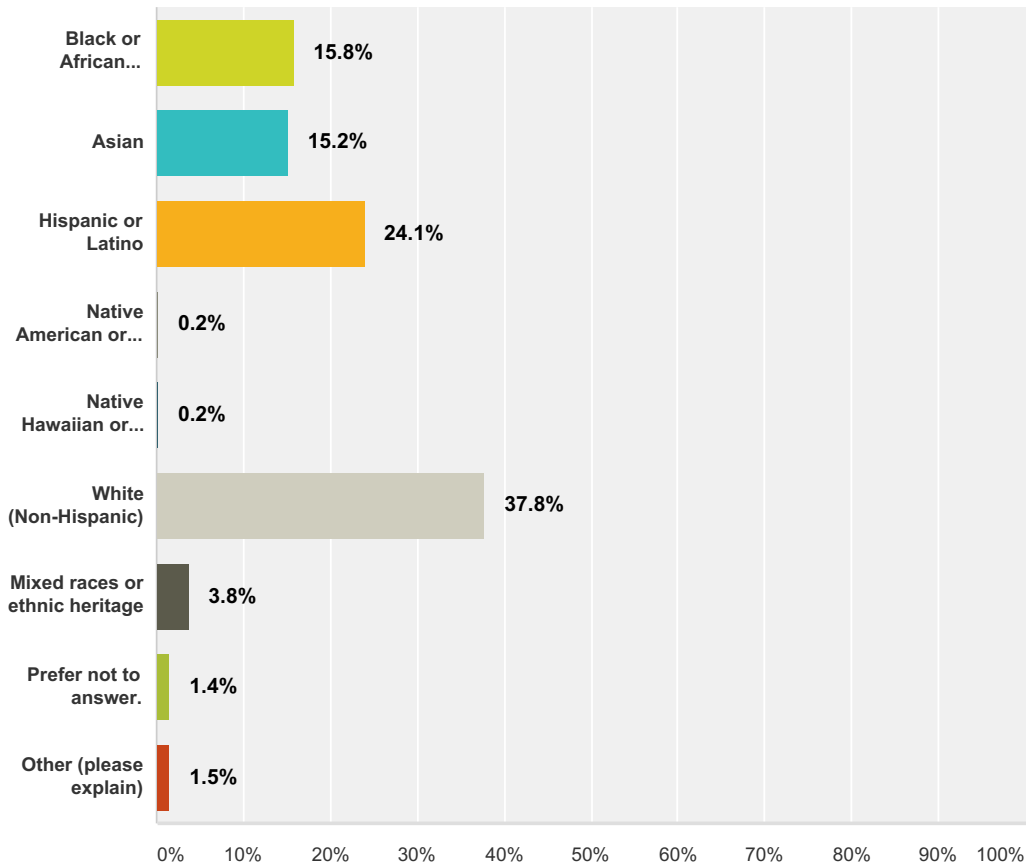
Q4 Indicate your gender.

Answered: 1,521 Skipped: 4



Q5 Which of the following best describes your race or ethnic heritage? (select only one)

Answered: 1,511 Skipped: 14



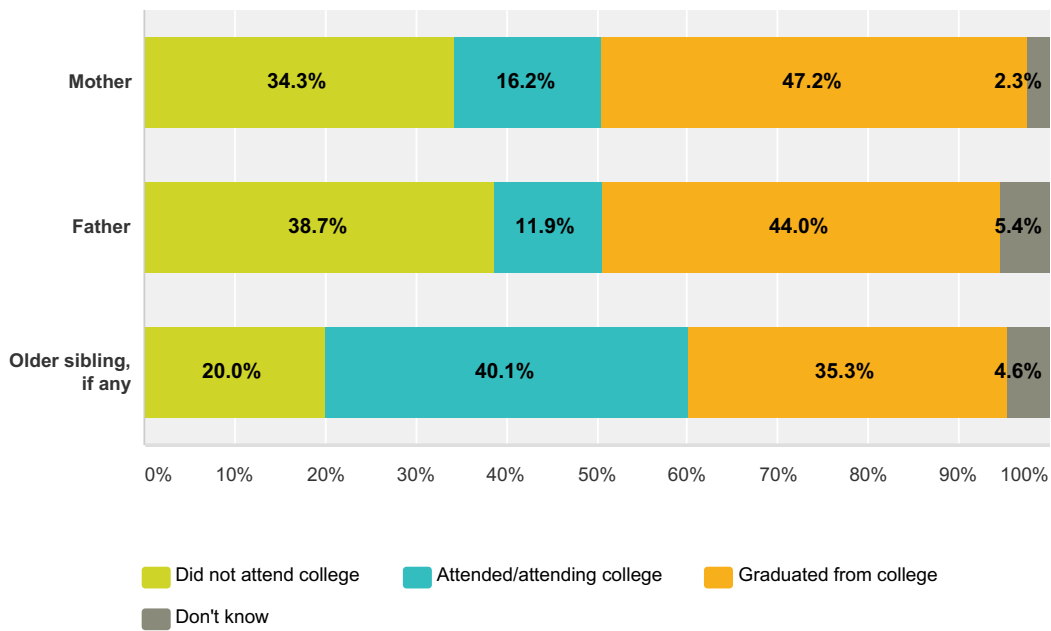
Answer Choices	Responses
----------------	-----------

2017 Survey of ACE Alumni 2012-2016

Black or African American	15.8%	239
Asian	15.2%	230
Hispanic or Latino	24.1%	364
Native American or Alaska Native	0.2%	3
Native Hawaiian or other Pacific Islander	0.2%	3
White (Non-Hispanic)	37.8%	571
Mixed races or ethnic heritage	3.8%	58
Prefer not to answer.	1.4%	21
Other (please explain)	1.5%	22
Total		1,511

Q6 What is your family's educational background? (If you do not have an older sibling, ignore that line.)

Answered: 1,518 Skipped: 7

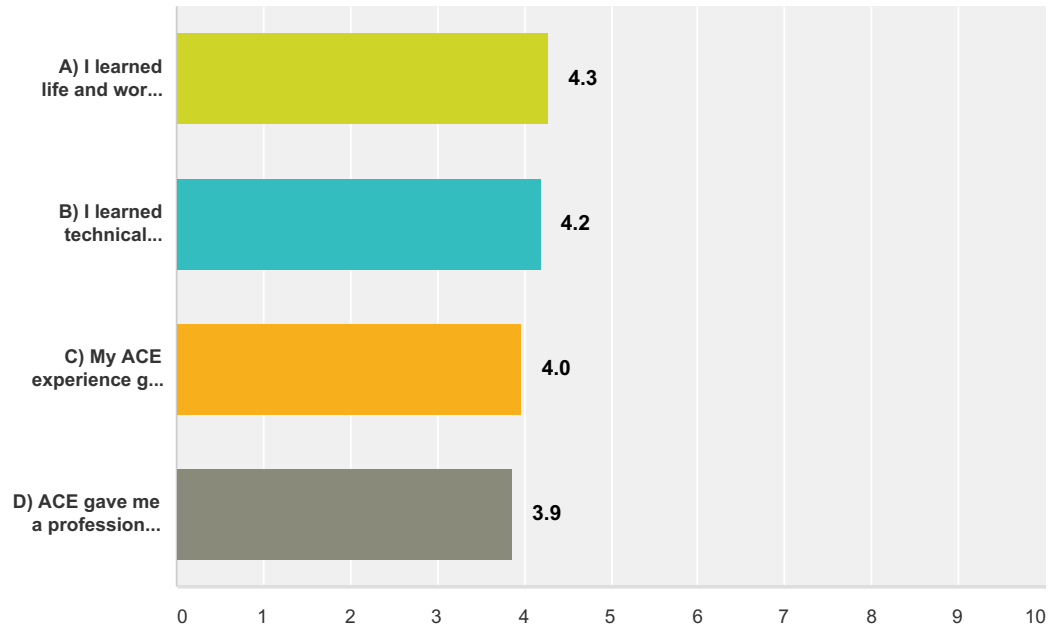


	Did not attend college	Attended/attending college	Graduated from college	Don't know	Total
Mother	34.3% 521	16.2% 245	47.2% 716	2.3% 35	1,517
Father	38.7% 584	11.9% 180	44.0% 664	5.4% 81	1,509
Older sibling, if any	20.0% 200	40.1% 400	35.3% 352	4.6% 46	998

Q7 By participating in ACE, (all statements must be answered)

2017 Survey of ACE Alumni 2012-2016

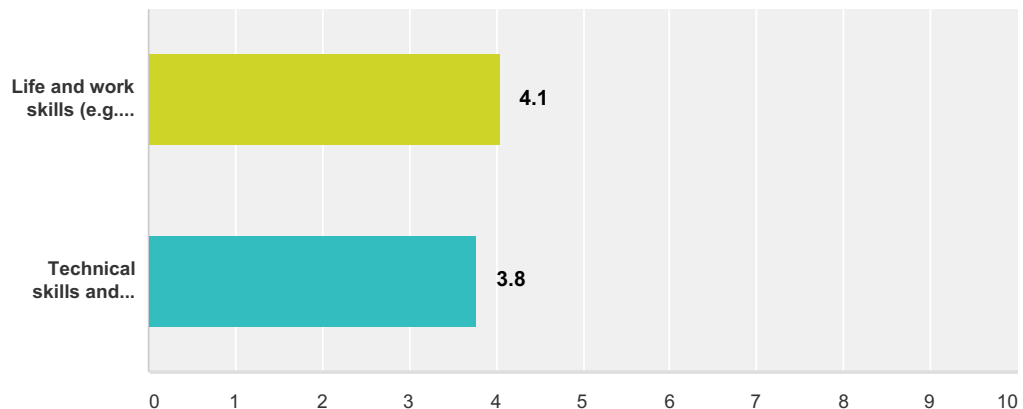
Answered: 1,514 Skipped: 11



	Strongly Agree	Moderately Agree	Agree	Disagree	Strongly Disagree	No opinion	Total	Weighted Average
A) I learned life and work skills that will help me in any career (e.g., teamwork, problem solving).	53.24% 806	24.24% 367	19.95% 302	0.99% 15	0.79% 12	0.79% 12	1,514	4.29
B) I learned technical skills and knowledge related to design/construction (e.g., sustainable design, basic engineering principles, scale, construction scheduling, etc.)	47.69% 722	27.15% 411	20.67% 313	3.17% 48	0.46% 7	0.86% 13	1,514	4.19
C) My ACE experience gave me an edge over my peers in college.	37.91% 574	25.63% 388	21.47% 325	8.12% 123	0.92% 14	5.94% 90	1,514	3.97
D) ACE gave me a professional network (i.e., my mentors) that will help me advance my career.	38.24% 579	19.48% 295	23.65% 358	10.50% 159	2.25% 34	5.88% 89	1,514	3.86

Q8 In the past year, how useful have the skills/knowledge you gained in ACE been to you?

Answered: 1,514 Skipped: 11

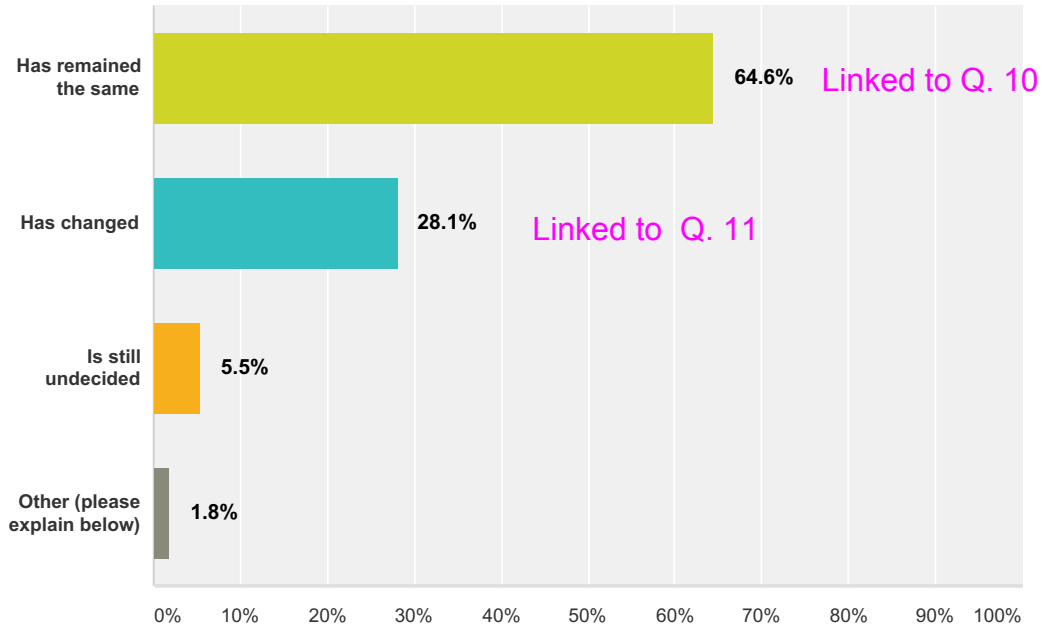


2017 Survey of ACE Alumni 2012-2016

	A lot	Fair amount	A little bit	Hardly at all	Not at all	No Opinion	Total	Weighted Average
Life and work skills (e.g., teamwork, communication)	36.36% 548	38.35% 578	18.12% 273	3.78% 57	1.66% 25	1.73% 26	1,507	4.06
Technical skills and knowledge (e.g., computer-aided design, sustainable design)	29.67% 448	32.38% 489	23.97% 362	7.68% 116	4.11% 62	2.19% 33	1,510	3.78

Q9 Since I participated in the ACE program, my career direction...

Answered: 1,506 Skipped: 19

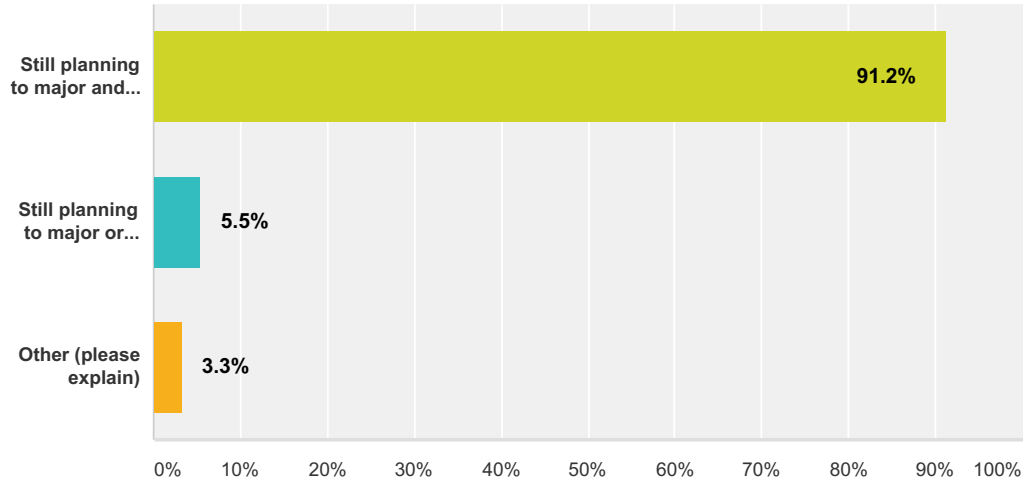


Answer Choices	Responses
Has remained the same	64.6% 973
Has changed	28.1% 423
Is still undecided	5.5% 83
Other (please explain below)	1.8% 27
Total	1,506

Q10 What is your current career direction?

Answered: 970 Skipped: 555 [Linked to Q. 9](#)

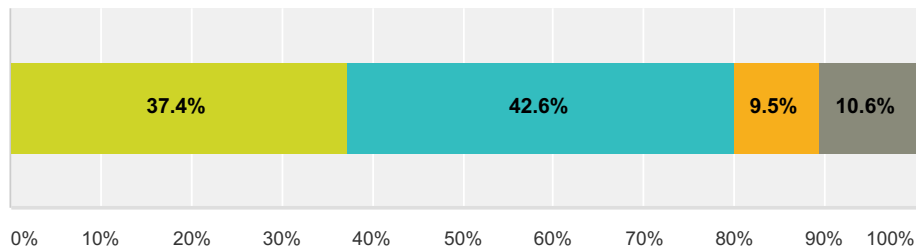
2017 Survey of ACE Alumni 2012-2016



Answer Choices	Responses
Still planning to major and work in architecture, engineering, construction, or skilled trades.	91.2% 885
Still planning to major or work in field OTHER than architecture, engineering or construction.	5.5% 53
Other (please explain)	3.3% 32
Total	970

Q11 How have your career interests changed? [Linked to Q. 9](#)

Answered: 423 Skipped: 1,102

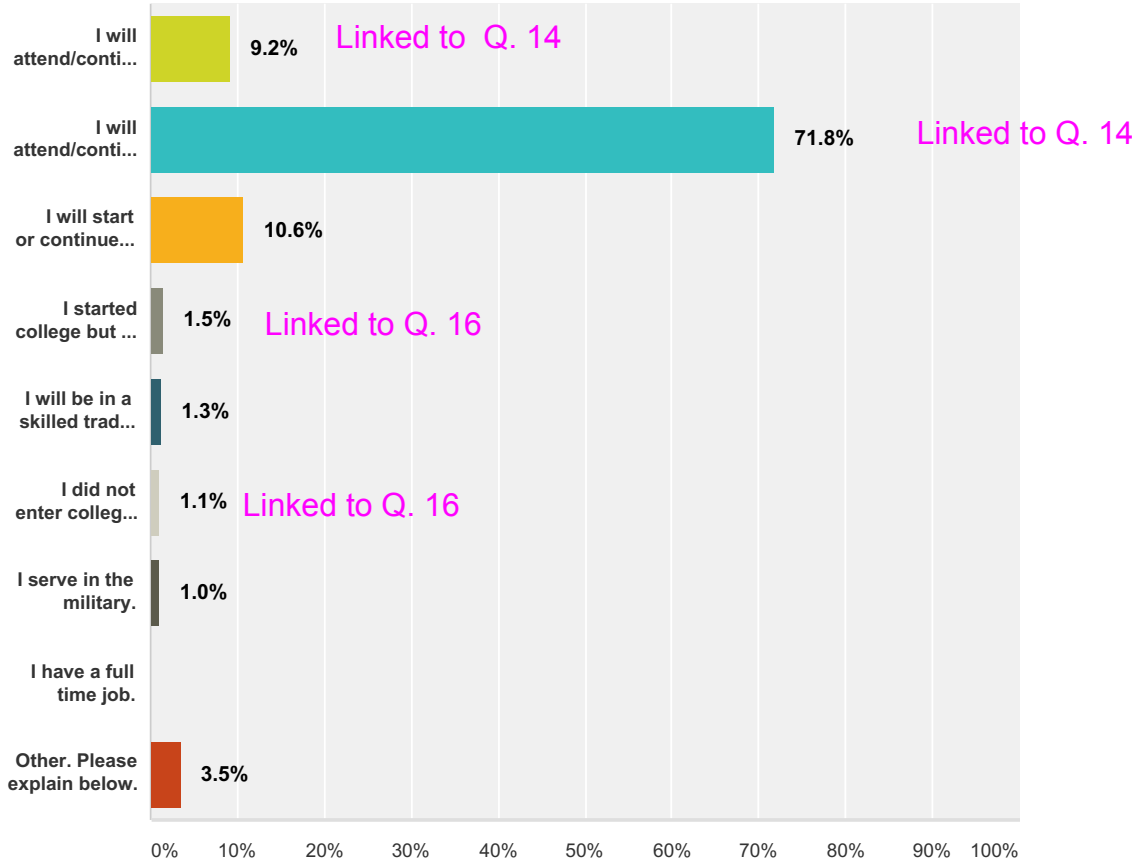


- I no longer intend to pursue a career in architecture, engineering, or construction.
- Within architecture, engineering, and construction, my major or career direction has shifted...
- I was initially interested in a career OTHER than architecture, engineering or construction...
- Other (please specify)

Answer Choices	Responses
I no longer intend to pursue a career in architecture, engineering, or construction.	37.4% 158
Within architecture, engineering, and construction, my major or career direction has shifted from one field to another -- for example, from engineering to construction management.	42.6% 180
I was initially interested in a career OTHER than architecture, engineering or construction, but my interests have now switched to one of these fields.	9.5% 40
Other (please specify)	10.6% 45

Q13 What are your plans for Fall 2017? (select only one)

Answered: 1,497 Skipped: 28

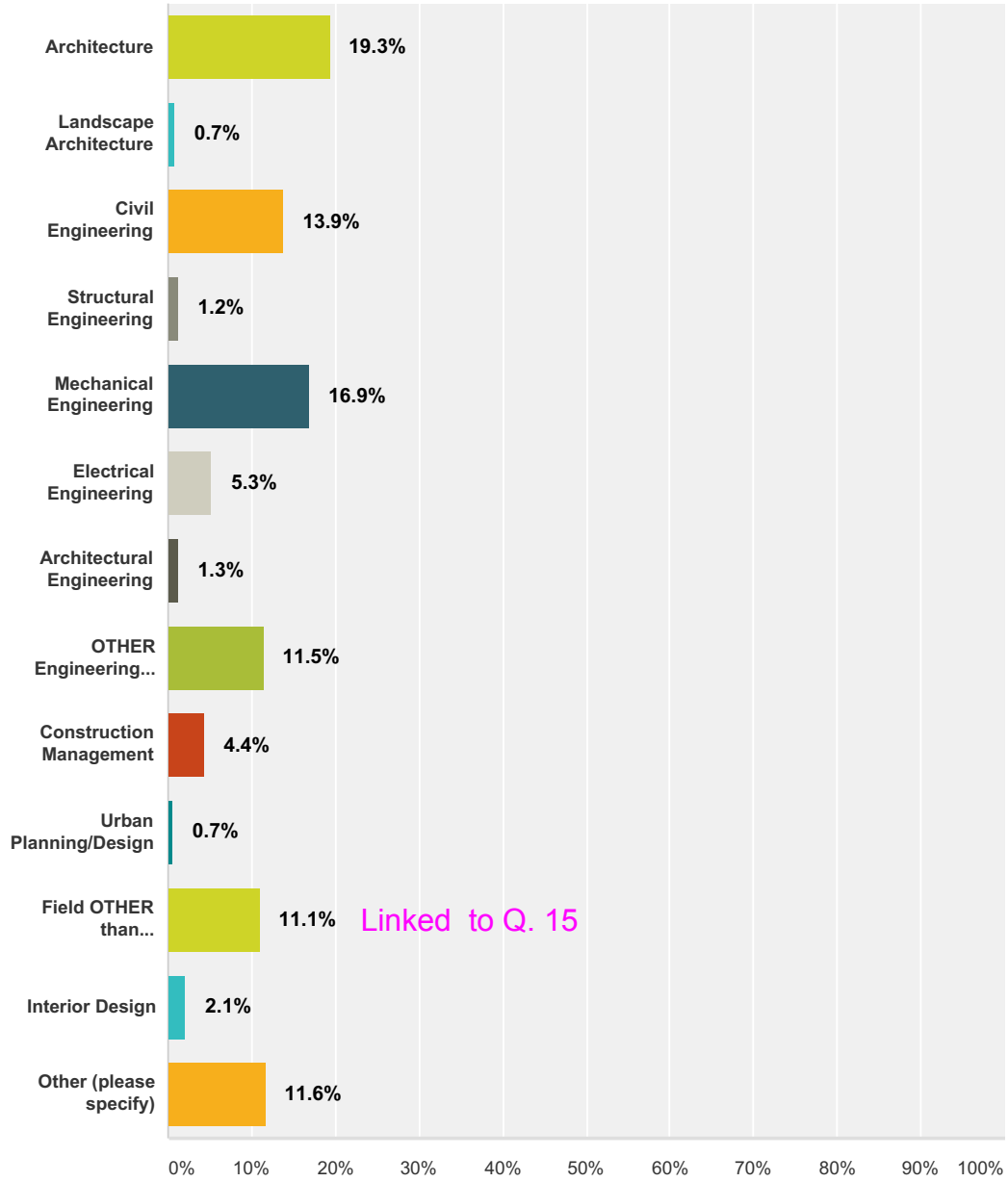


Answer Choices	Responses	
I will attend/continue in a two-year college.	9.2%	137
I will attend/continue in a four/five-year college or university.	71.8%	1,075
I will start or continue working in a job after having graduated from college.	10.6%	158
I started college but for the time being will be unable to continue.	1.5%	23
I will be in a skilled trades training program or am already working in this profession.	1.3%	20
I did not enter college after high school and now am working.	1.1%	16
I serve in the military.	1.0%	15
I have a full time job.	0.0%	0
Other. Please explain below.	3.5%	53
Total		1,497

Q14 In which field do you expect to major or are you already majoring?

2017 Survey of ACE Alumni 2012-2016

Answered: 1,211 Skipped: 314



Linked to Q. 15

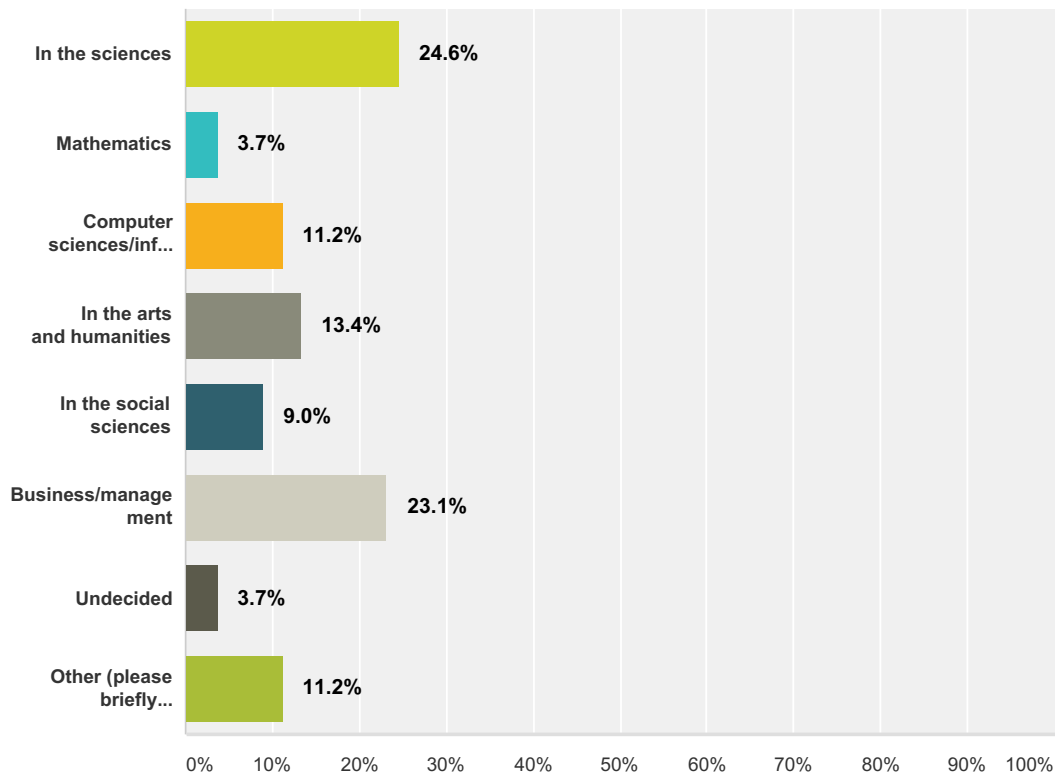
Answer Choices	Responses
Architecture	19.3% 234
Landscape Architecture	0.7% 9
Civil Engineering	13.9% 168
Structural Engineering	1.2% 15
Mechanical Engineering	16.9% 205
Electrical Engineering	5.3% 64
Architectural Engineering	1.3% 16

2017 Survey of ACE Alumni 2012-2016

OTHER Engineering (e.g., chemical, computer, biomedical, etc.)	11.5%	139
Construction Management	4.4%	53
Urban Planning/Design	0.7%	8
Field OTHER than architecture, engineering, construction.	11.1%	134
Interior Design	2.1%	25
Other (please specify)	11.6%	141
Total		1,211

Q15 What is your major or intended major?

Answered: 134 Skipped: 1,391



Answer Choices	Responses
In the sciences	24.6% 33
Mathematics	3.7% 5
Computer sciences/information technology	11.2% 15
In the arts and humanities	13.4% 18
In the social sciences	9.0% 12
Business/management	23.1% 31
Undecided	3.7% 5

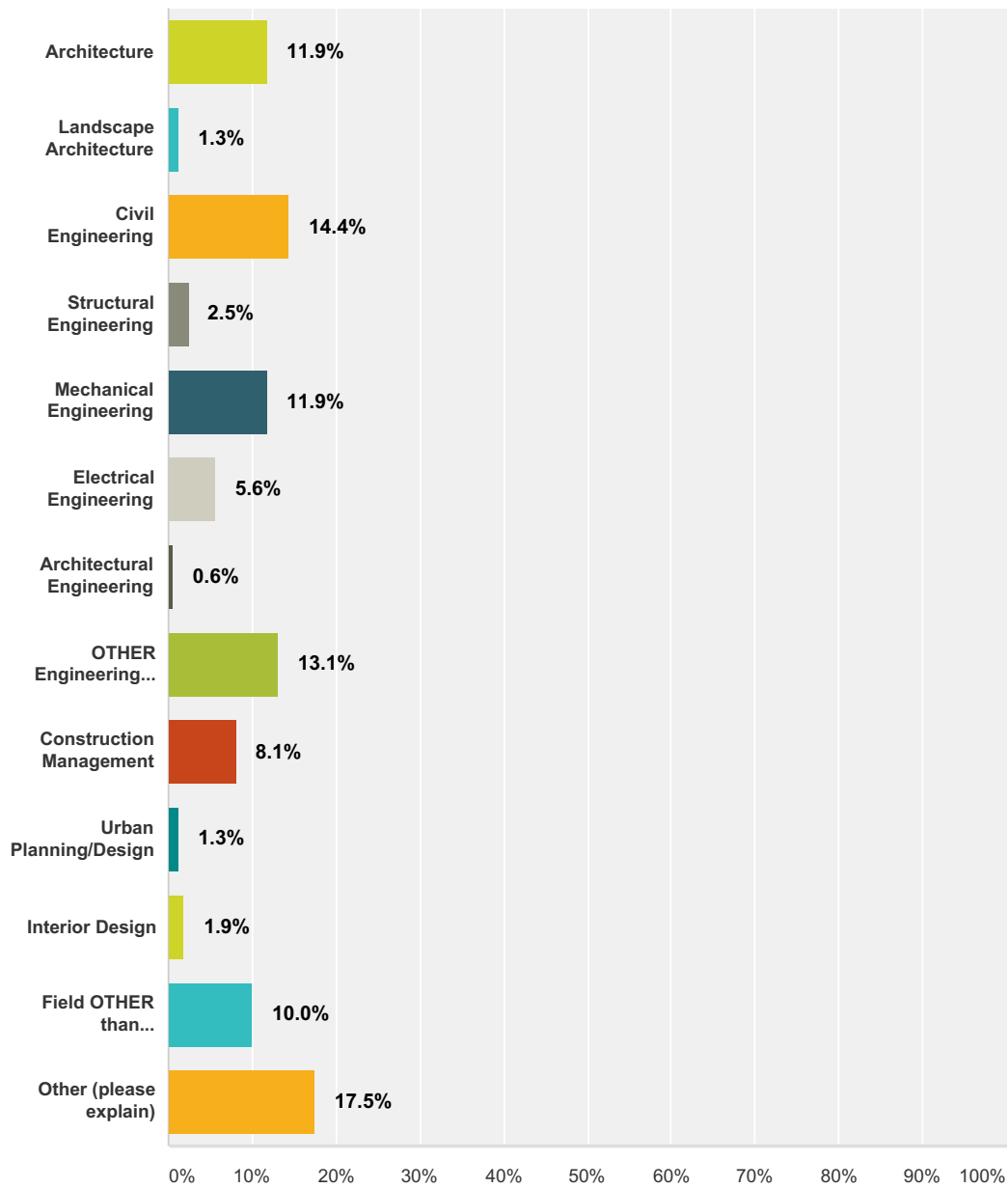
Other (please briefly explain)	11.2%	15
Total		134

Q16 Please briefly describe your current activities and plans.

Answered: 32 Skipped: 1,493

Q18 This fall I expect to be employed in the following field? (check only one box)

Answered: 160 Skipped: 1,365



Answer Choices	Responses
----------------	-----------

2017 Survey of ACE Alumni 2012-2016

Architecture	11.9%	19
Landscape Architecture	1.3%	2
Civil Engineering	14.4%	23
Structural Engineering	2.5%	4
Mechanical Engineering	11.9%	19
Electrical Engineering	5.6%	9
Architectural Engineering	0.6%	1
OTHER Engineering (e.g., chemical, computer, biomedical, etc.)	13.1%	21
Construction Management	8.1%	13
Urban Planning/Design	1.3%	2
Interior Design	1.9%	3
Field OTHER than architecture, engineering, construction.	10.0%	16
Other (please explain)	17.5%	28
Total		160