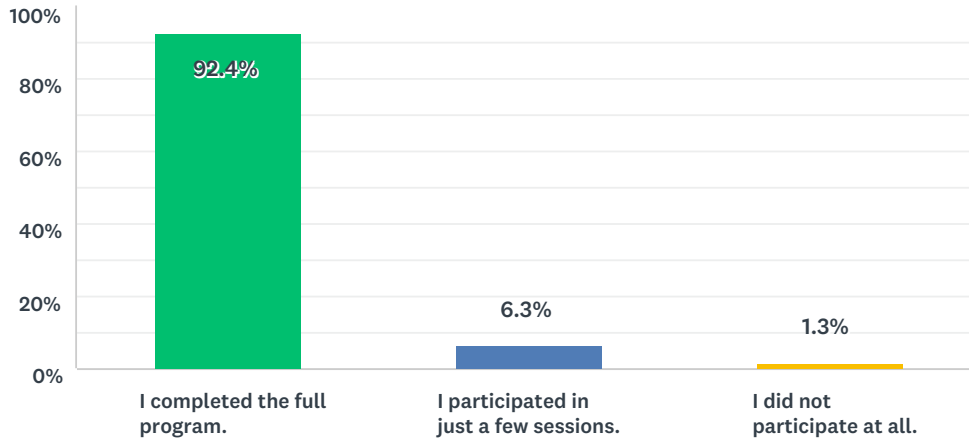


n = 5,338, responses 1,196, 22.4% response rate, +/- 2.5% margin of error, 95% confidence level

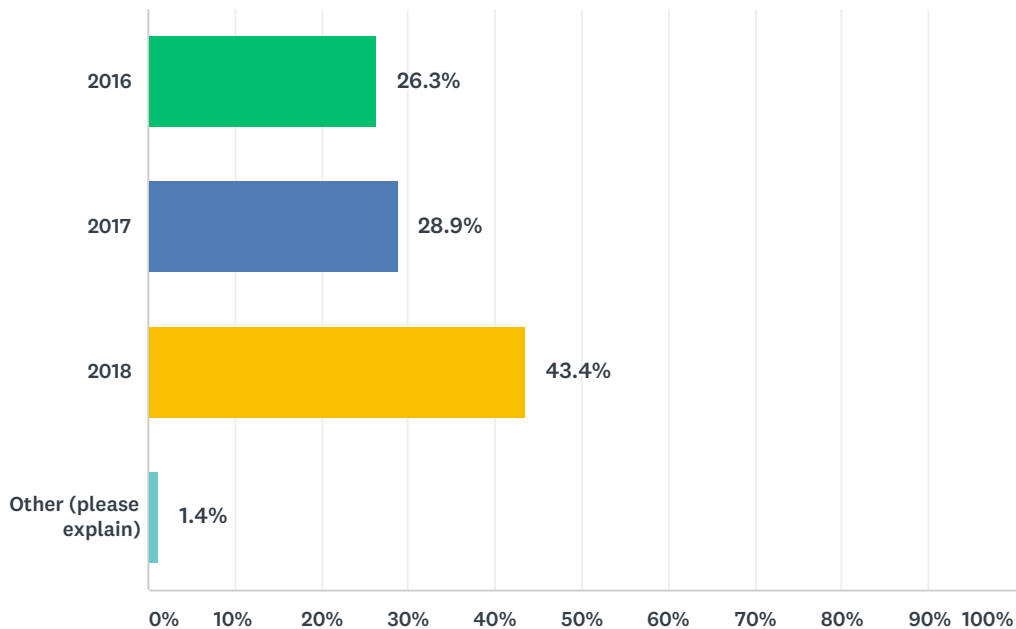
### Q1 Describe your involvement in ACE.

Answered: 1,196 Skipped: 0



### Q2 When was your last year in ACE?

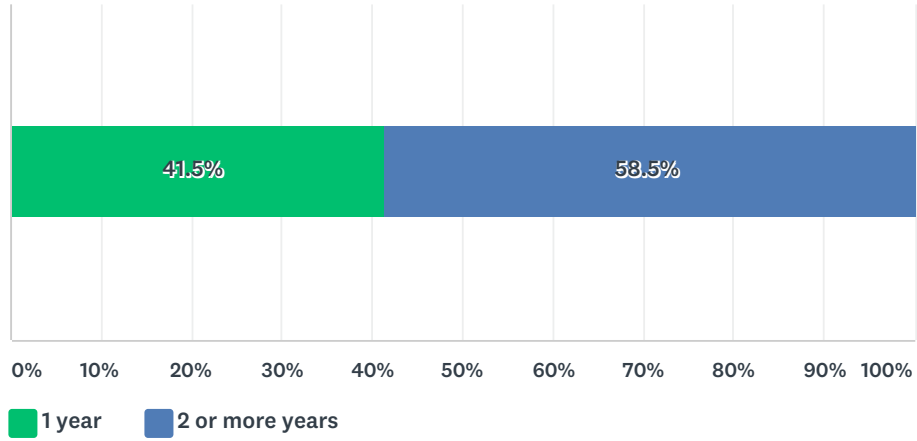
Answered: 1,179 Skipped: 17



### Q3 How many years did you participate in ACE?

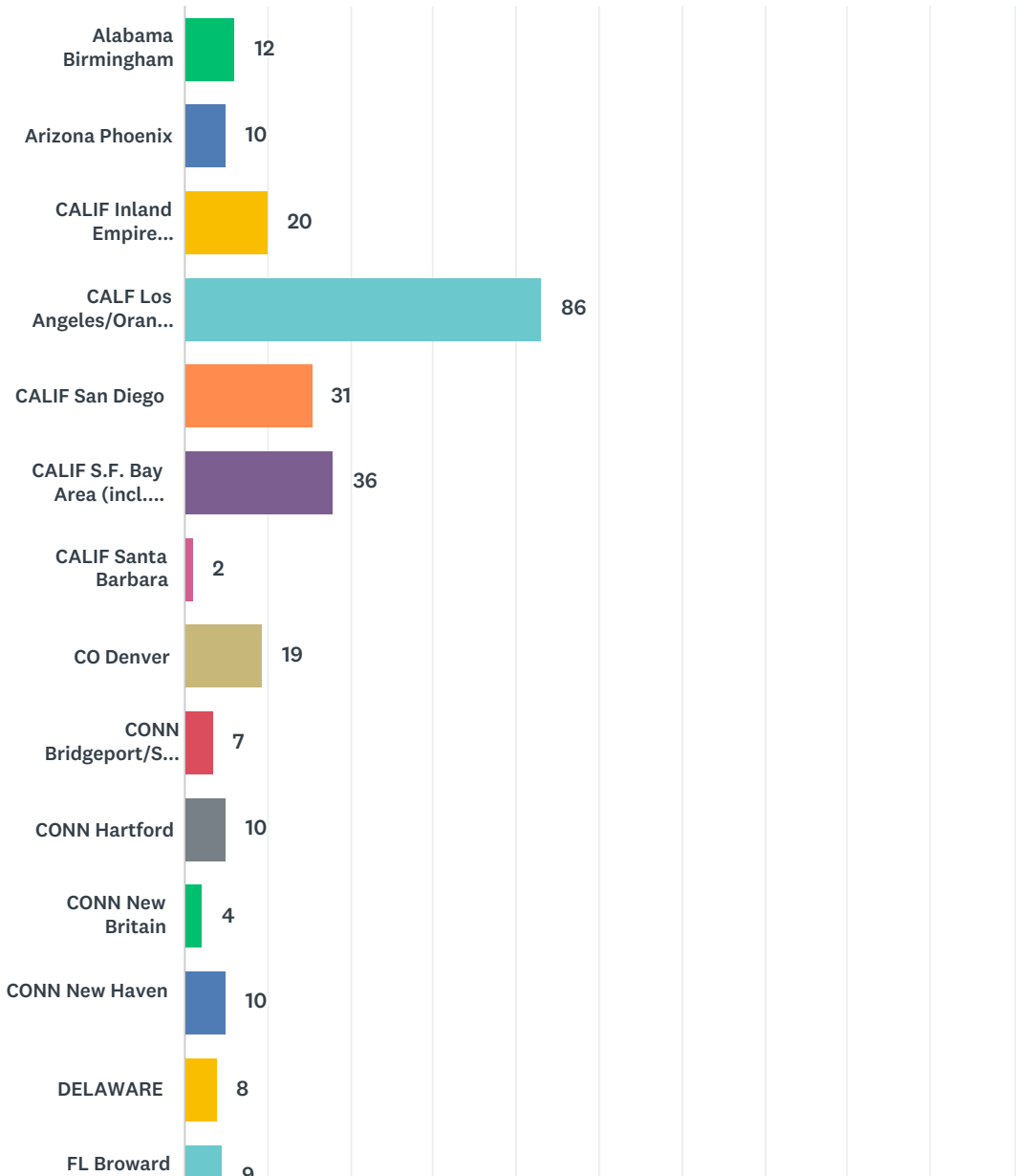
Answered: 1,177 Skipped: 19

2019 Survey of ACE Alumni (2016-2018)

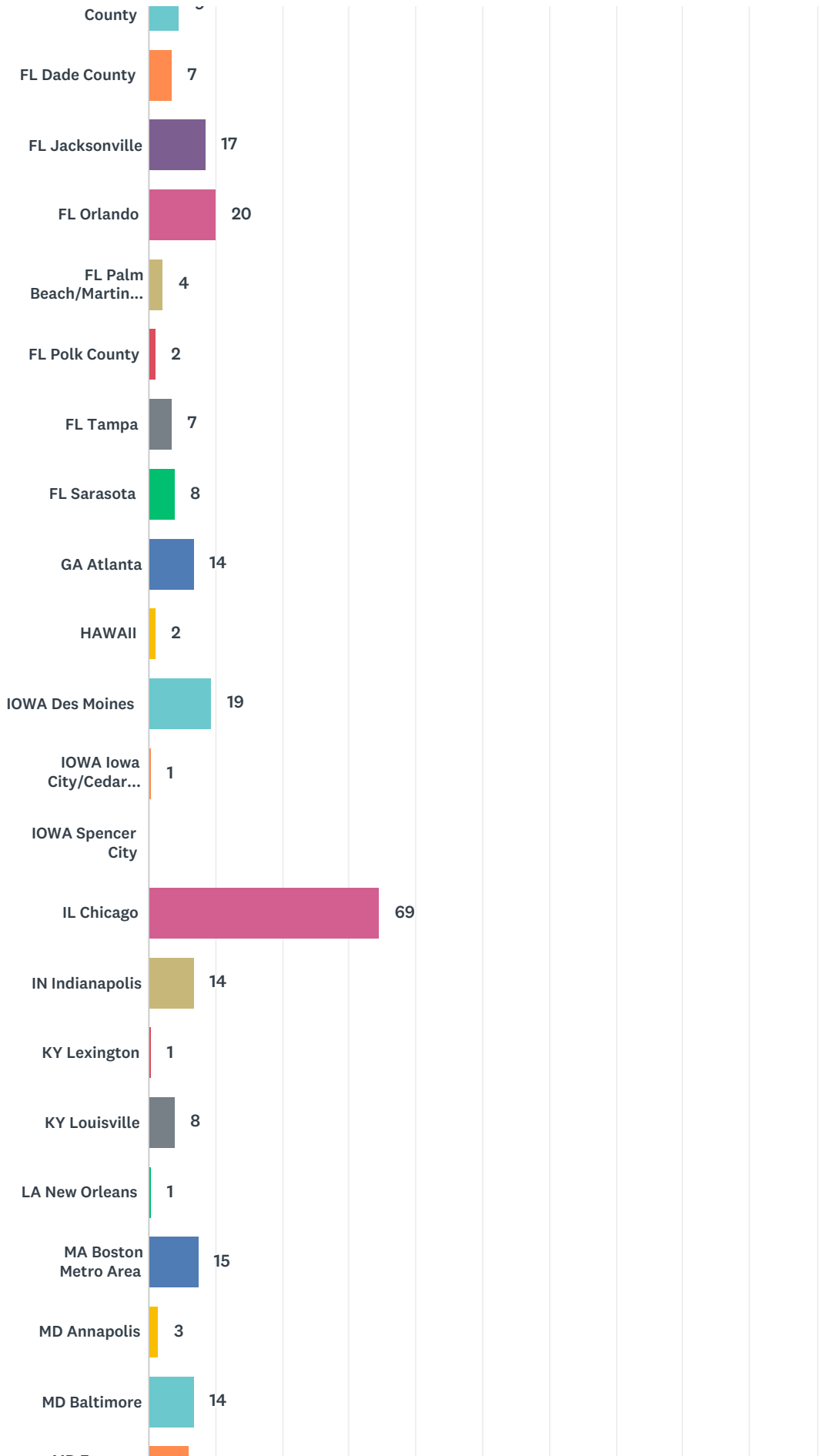


Q4 Your high school was nearest to which of the following locations?

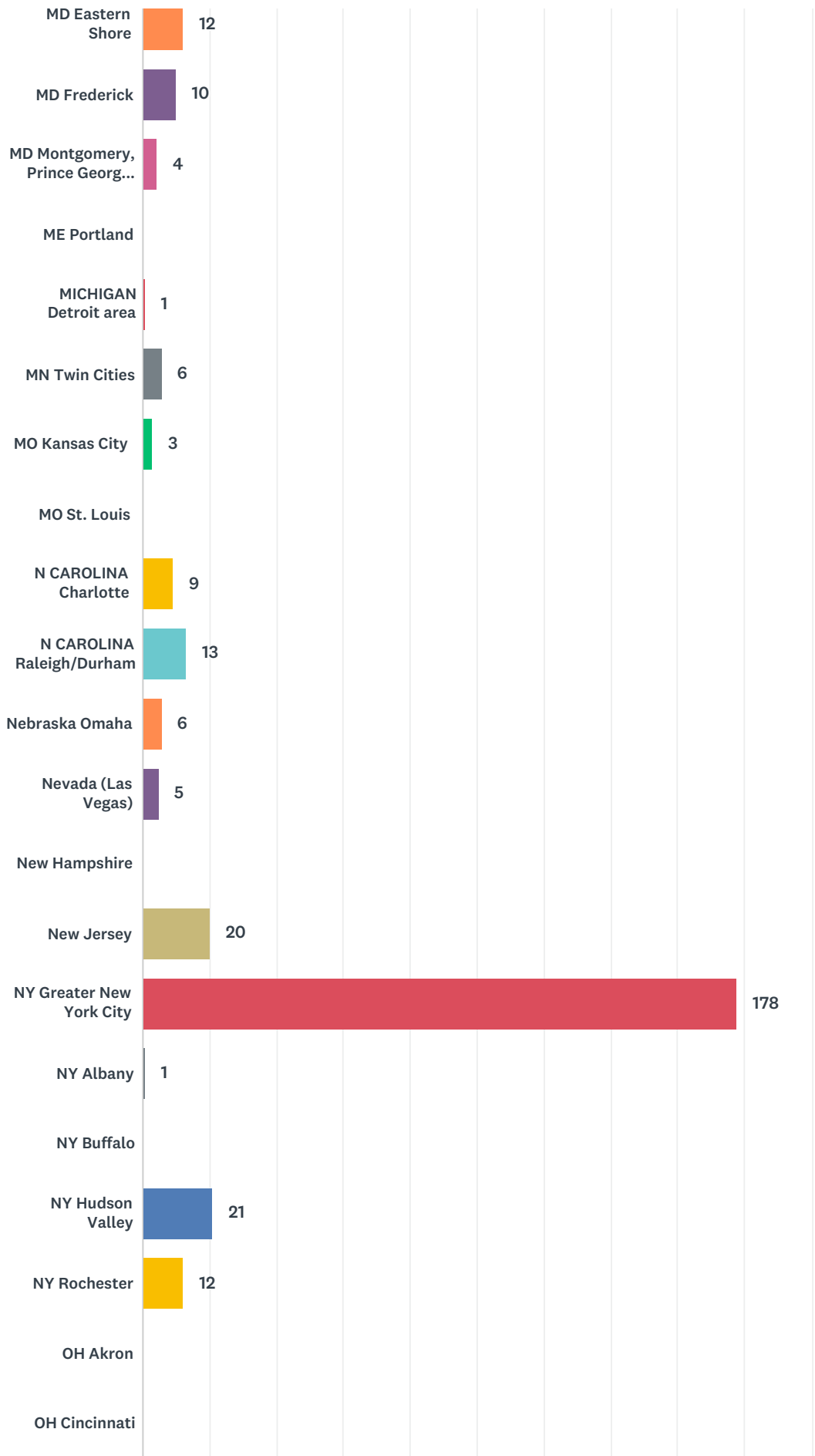
Answered: 1,179 Skipped: 17



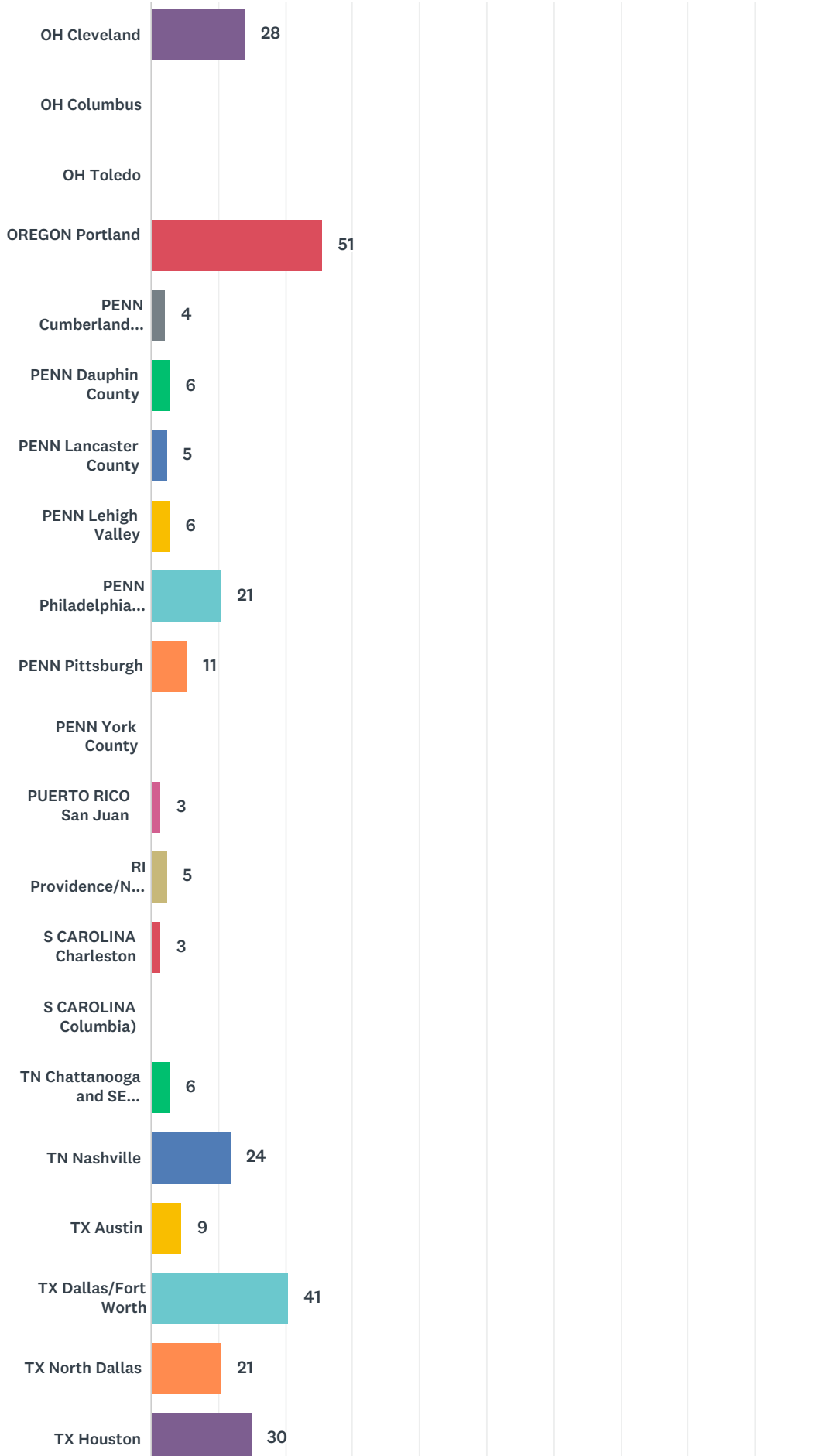
# 2019 Survey of ACE Alumni (2016-2018)



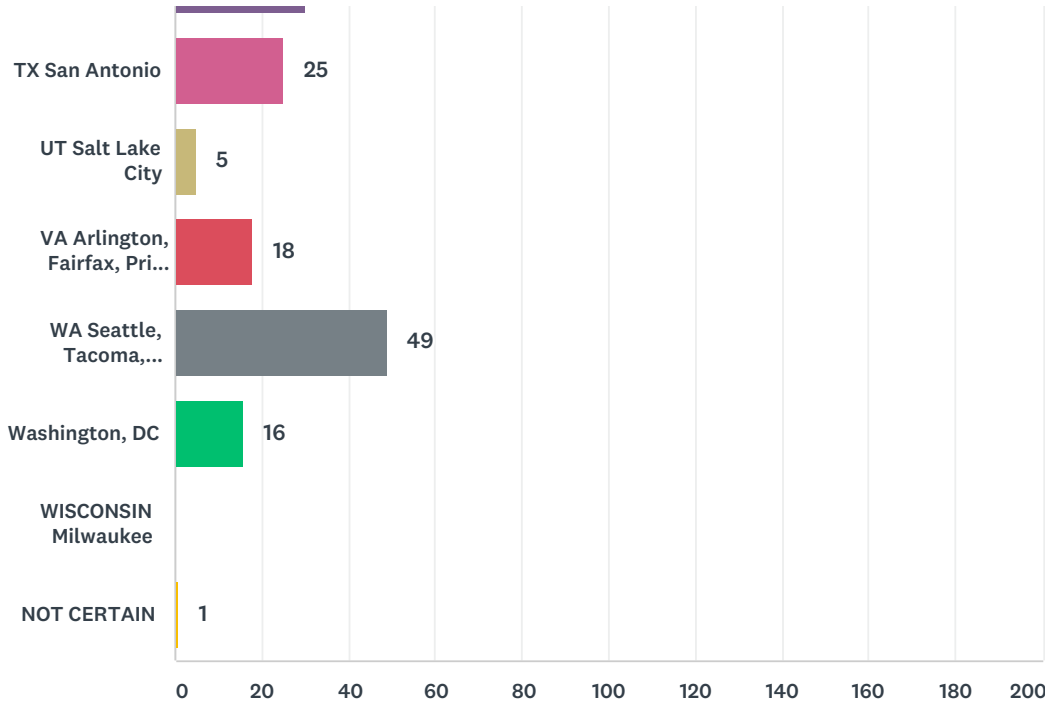
# 2019 Survey of ACE Alumni (2016-2018)



2019 Survey of ACE Alumni (2016-2018)

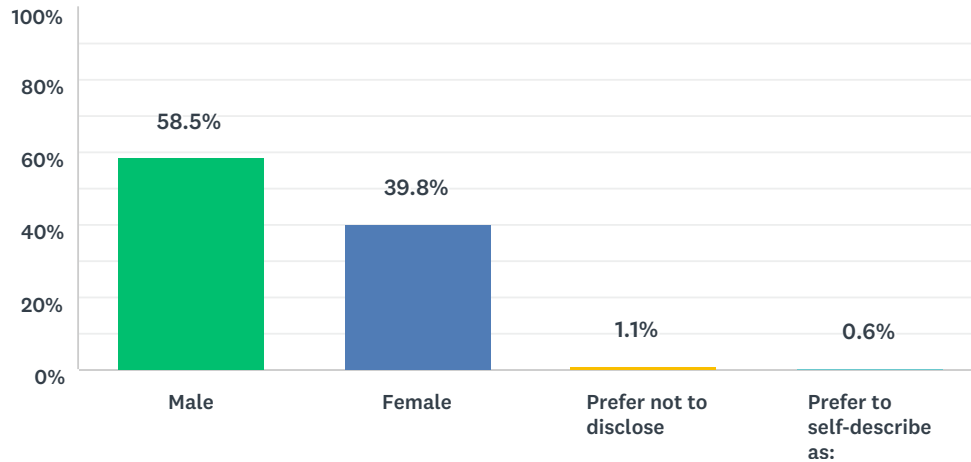


2019 Survey of ACE Alumni (2016-2018)



Q5 Indicate your gender.

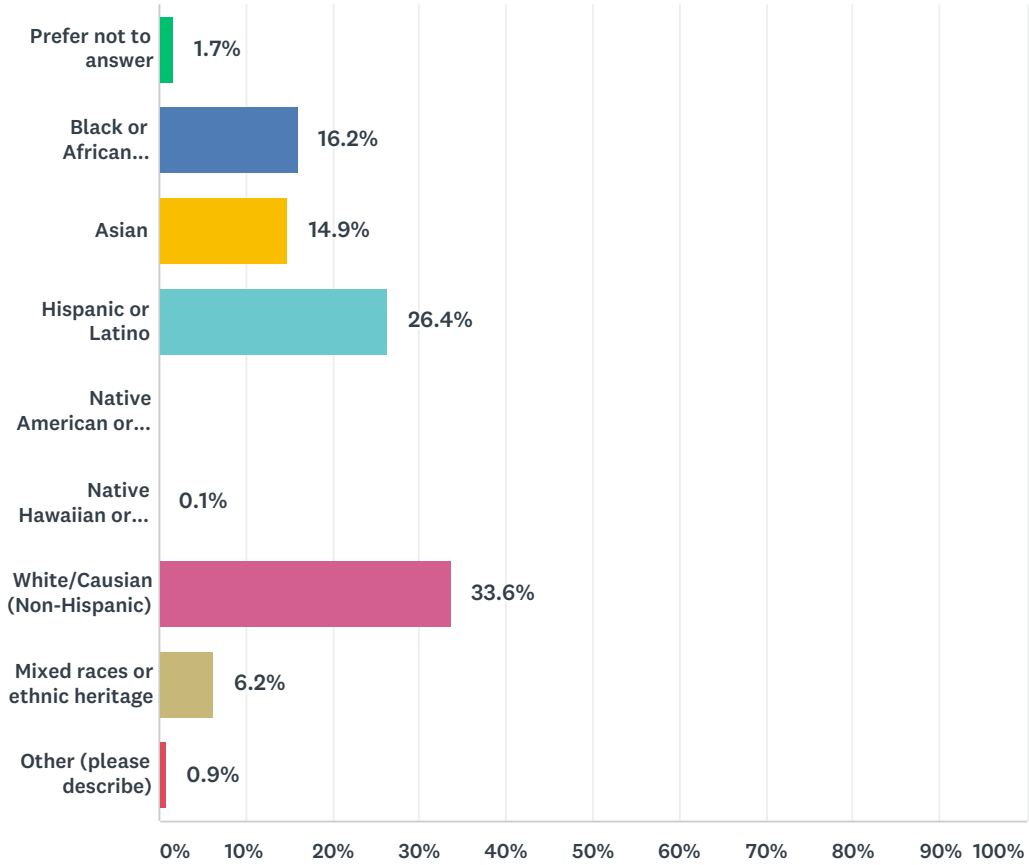
Answered: 1,178 Skipped: 18



Q6 Which of the following best describes your race or ethnic heritage? (select only one)

Answered: 1,174 Skipped: 22

2019 Survey of ACE Alumni (2016-2018)

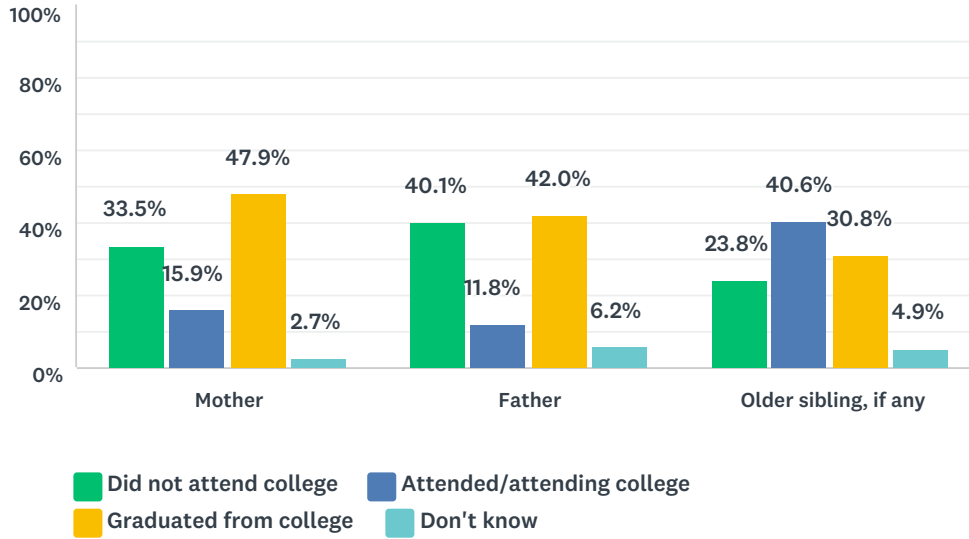


ANSWER CHOICES	RESPONSES	
Prefer not to answer	1.7%	20
Black or African American	16.2%	190
Asian	14.9%	175
Hispanic or Latino	26.4%	310
Native American or Alaska Native	0.0%	0
Native Hawaiian or other Pacific Islander	0.1%	1
White/Causian (Non-Hispanic)	33.6%	395
Mixed races or ethnic heritage	6.2%	73
Other (please describe)	0.9%	10
<b>TOTAL</b>		<b>1,174</b>

**Q7 What is your family's educational background? (If you do not have an older sibling, ignore that line.)**

Answered: 1,176 Skipped: 20

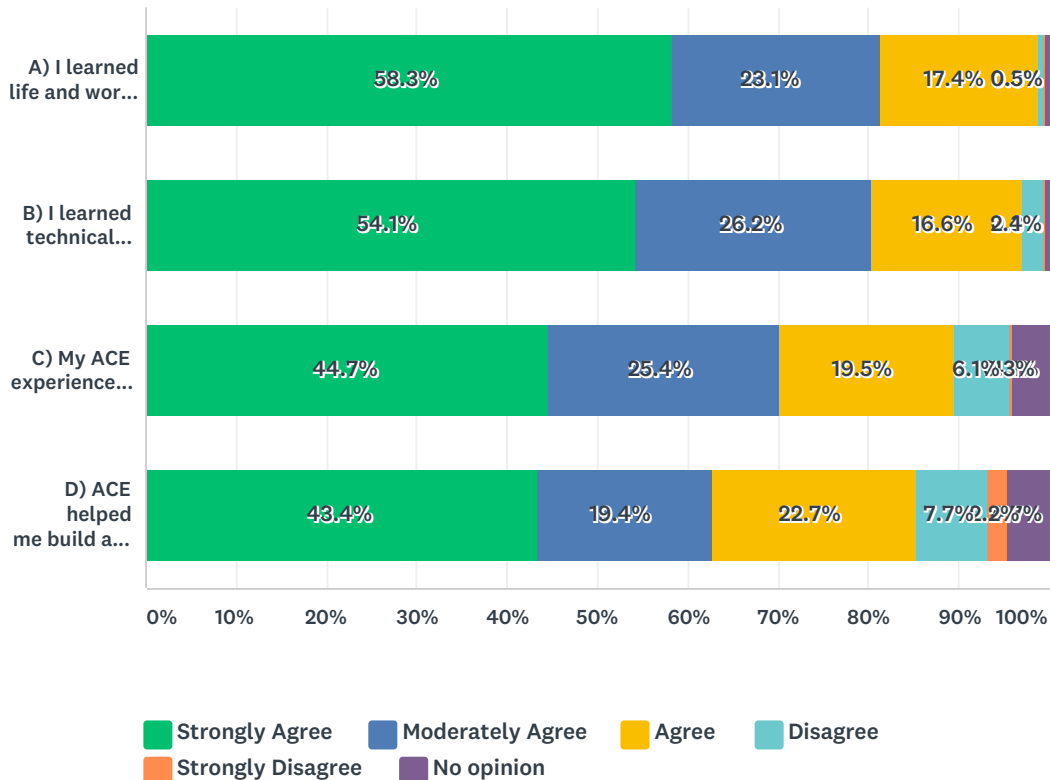
### 2019 Survey of ACE Alumni (2016-2018)



	DID NOT ATTEND COLLEGE	ATTENDED/ATTENDING COLLEGE	GRADUATED FROM COLLEGE	DON'T KNOW	TOTAL
Mother	33.5% 393	15.9% 186	47.9% 562	2.7% 32	1,173
Father	40.1% 469	11.8% 138	42.0% 491	6.2% 72	1,170
Older sibling, if any	23.8% 191	40.6% 326	30.8% 247	4.9% 39	803

### Q8 By participating in ACE, (all statements must be answered)

Answered: 1,151 Skipped: 45



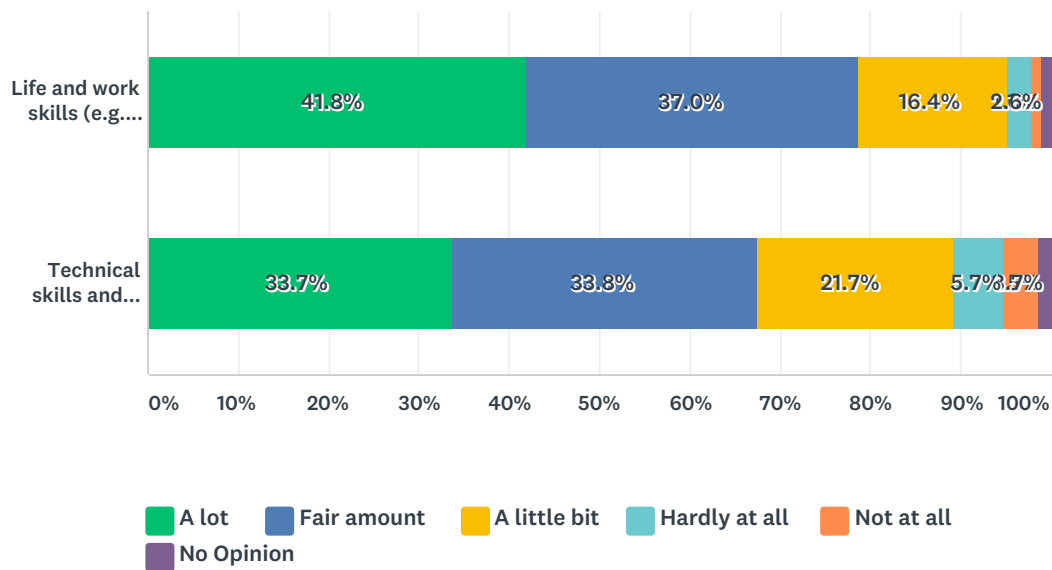


2019 Survey of ACE Alumni (2016-2018)

	STRONGLY AGREE	MODERATELY AGREE	AGREE	DISAGREE	STRONGLY DISAGREE	NO OPINION	TOTAL	WEIGHTED AVERAGE
A) I learned life and work skills that will help me in any career (e.g., teamwork, problem solving, communication, etc.).	58.3% 671	23.1% 266	17.4% 200	0.5% 6	0.3% 4	0.3% 4	1,151	4.39
B) I learned technical skills and knowledge related to design/construction (e.g., sustainable design, basic engineering principles, scale, construction scheduling, etc.).	54.1% 623	26.2% 302	16.6% 191	2.4% 28	0.3% 3	0.3% 4	1,151	4.32
C) My ACE experience helped me be better prepared than my peers in college.	44.7% 514	25.4% 292	19.5% 225	6.1% 70	0.3% 3	4.1% 47	1,151	4.13
D) ACE helped me build a professional network (i.e., my mentors) that will help me advance my career.	43.4% 499	19.4% 223	22.7% 261	7.7% 89	2.2% 25	4.7% 54	1,151	3.99

### Q9 In the past year, how useful have the skills/knowledge you gained in ACE been to you?

Answered: 1,151 Skipped: 45



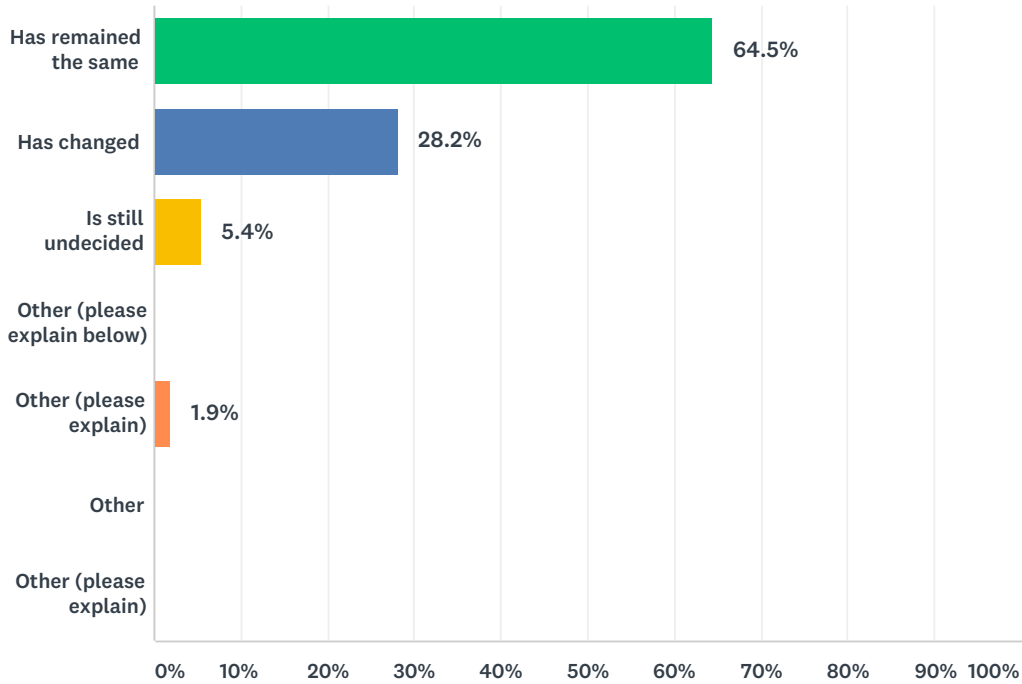
	A LOT	FAIR AMOUNT	A LITTLE BIT	HARDLY AT ALL	NOT AT ALL	NO OPINION	TOTAL	WEIGHTED AVERAGE
Life and work skills (e.g., teamwork, communication)	41.8% 481	37.0% 426	16.4% 189	2.6% 30	1.1% 13	1.0% 12	1,151	4.17

2019 Survey of ACE Alumni (2016-2018)

Technical skills and knowledge (e.g., computer-aided design, sustainable design)	33.7%	33.8%	21.7%	5.7%	3.7%	1.5%	1,149	3.89
	387	388	249	66	42	17		

### Q10 Since I participated in the ACE program, my career direction...

Answered: 1,146 Skipped: 50

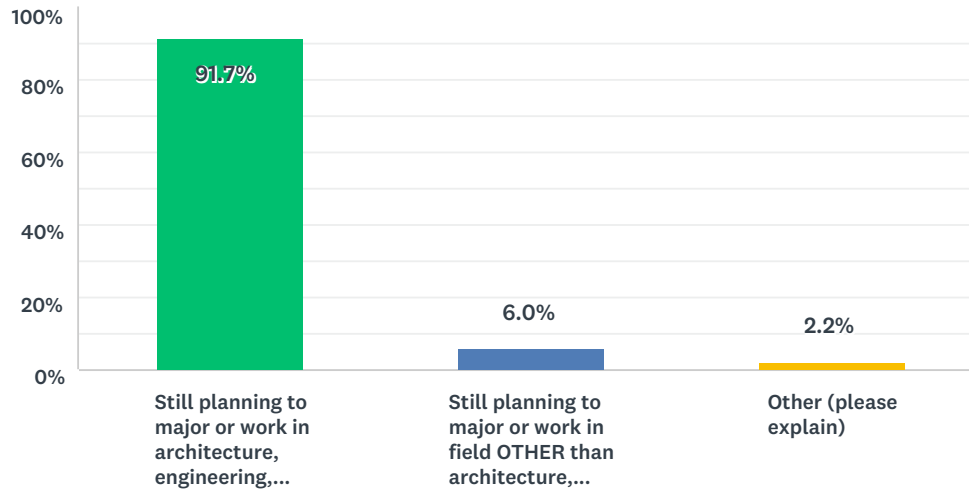


ANSWER CHOICES	RESPONSES
Has remained the same <span style="color: red;">Respondents directed to Q.11</span>	64.5% 739
Has changed <span style="color: red;">Respondents directed to Q.12</span>	28.2% 323
Is still undecided	5.4% 62
Other (please explain below)	0.0% 0
Other (please explain)	1.9% 22
Other	0.0% 0
Other (please explain)	0.0% 0
<b>TOTAL</b>	<b>1,146</b>

### Q11 What is your current career direction?

Answered: 762 Skipped: 434

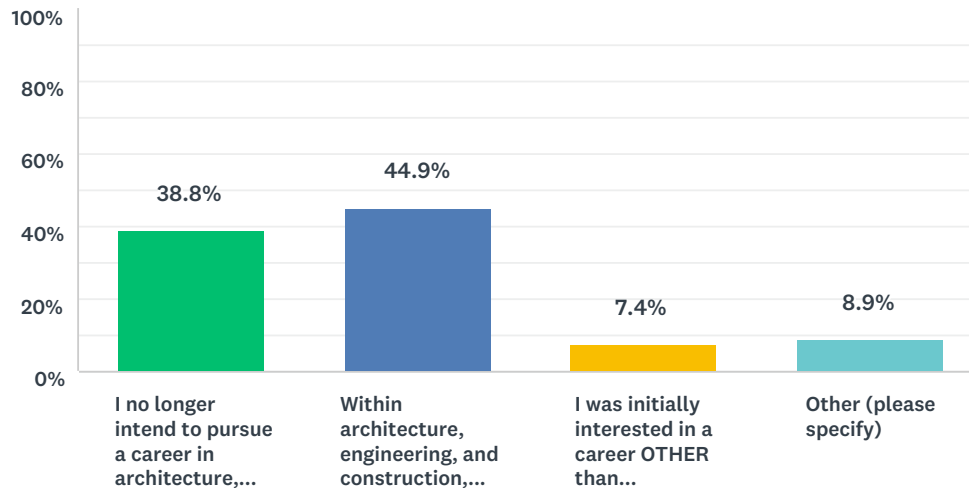
## 2019 Survey of ACE Alumni (2016-2018)



ANSWER CHOICES	RESPONSES	
Still planning to major or work in architecture, engineering, construction, or skilled trades.	91.7%	699
Still planning to major or work in field OTHER than architecture, engineering or construction.	6.0%	46
Other (please explain)	2.2%	17
<b>TOTAL</b>		<b>762</b>

## Q12 How have your career interests changed?

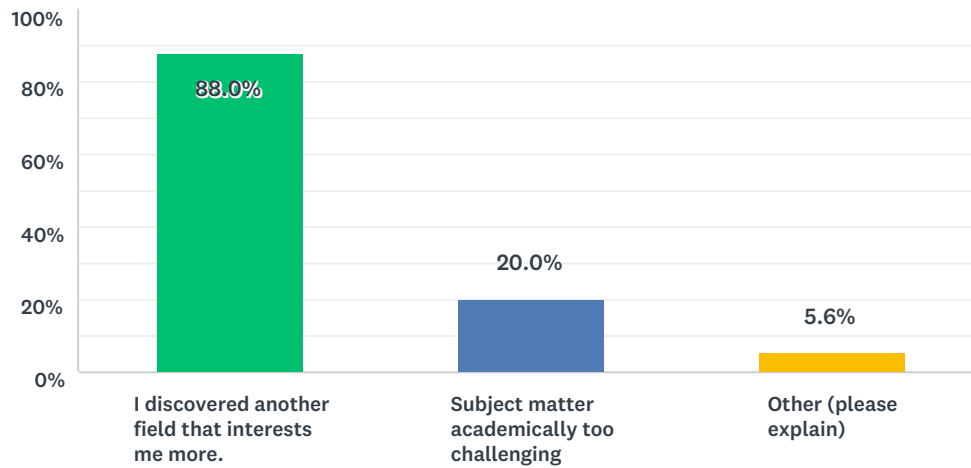
Answered: 325 Skipped: 871



ANSWER CHOICES	RESPONSES	
I no longer intend to pursue a career in architecture, engineering, or construction. Respondents directed to Q 13	38.8%	126
Within architecture, engineering, and construction, my major or career direction has shifted from one field to another -- for example, from engineering to construction management.	44.9%	146
I was initially interested in a career OTHER than architecture, engineering or construction, but my interests have now switched to one of these fields.	7.4%	24
Other (please specify)	8.9%	29
<b>TOTAL</b>		<b>325</b>

### Q13 I no longer intend to major or work in architecture, engineering, construction, or skilled trades because... (check all that apply)

Answered: 125 Skipped: 1,071

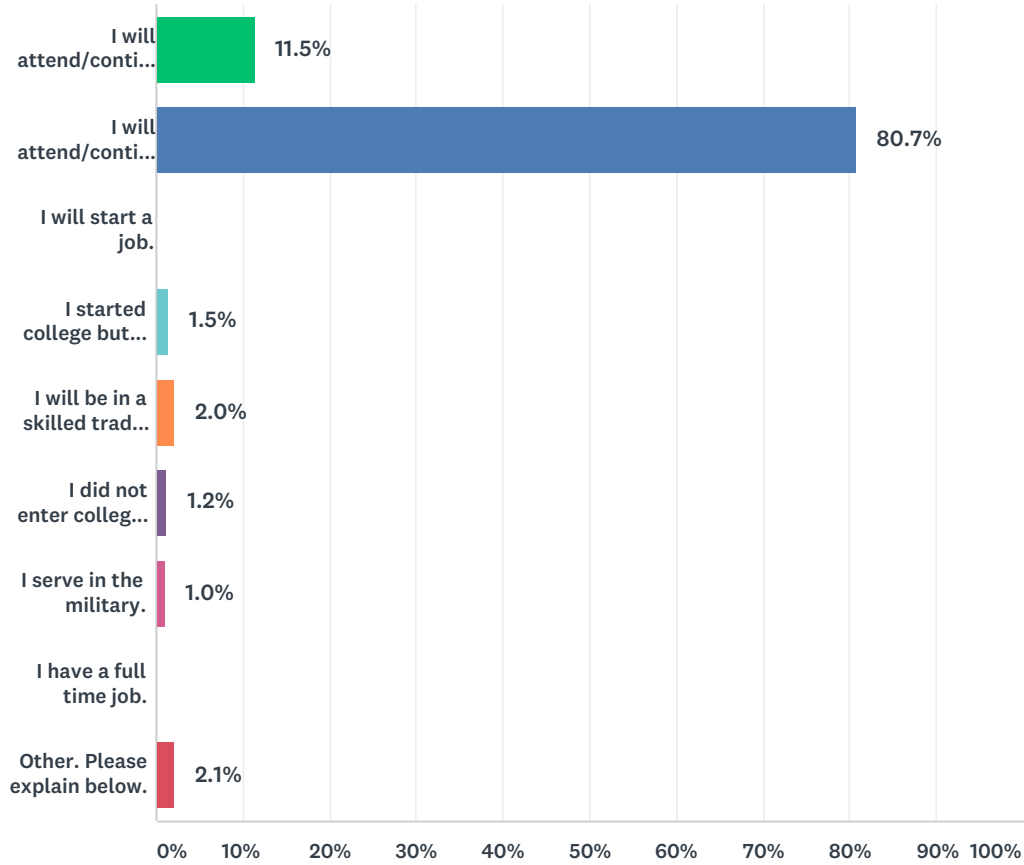


ANSWER CHOICES	RESPONSES	
I discovered another field that interests me more.	88.0%	110
Subject matter academically too challenging	20.0%	25
Other (please explain)	5.6%	7
Total Respondents: 125		

### Q14 What are your plans for this Fall (2019)? (select only one)

Answered: 1,137 Skipped: 59

2019 Survey of ACE Alumni (2016-2018)

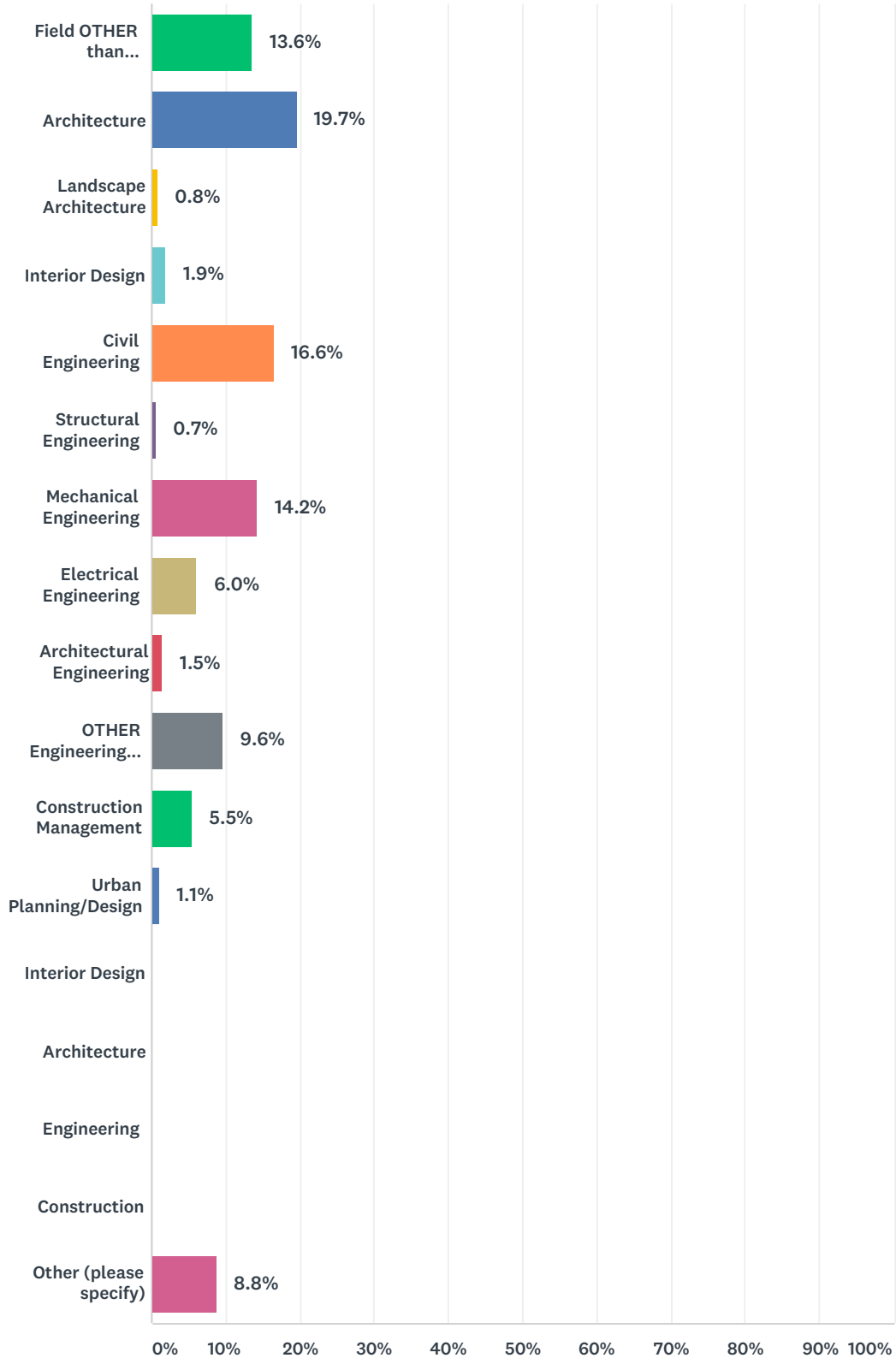


ANSWER CHOICES	RESPONSES
I will attend/continue in a two-year college. <span style="color: red;">Respondents directed to Q. 15</span>	11.5% 131
I will attend/continue in a four/five-year college or university. <span style="color: red;">Respondents directed to Q. 15</span>	80.7% 917
I will start a job.	0.0% 0
I started college but currently will be unable to continue.	1.5% 17
I will be in a skilled trades training program or am already working in this profession.	2.0% 23
I did not enter college after high school and now am working.	1.2% 14
I serve in the military.	1.0% 11
I have a full time job.	0.0% 0
Other. Please explain below.	2.1% 24
<b>TOTAL</b>	<b>1,137</b>

Q15 In which field do you expect to major or are you already majoring?

Answered: 1,044 Skipped: 152

2019 Survey of ACE Alumni (2016-2018)



ANSWER CHOICES	RESPONSES
Field OTHER than architecture, engineering, construction (e.g, science, business, liberal arts, etc.)	13.6% 142
Architecture	19.7% 206
Landscape Architecture	0.8% 8

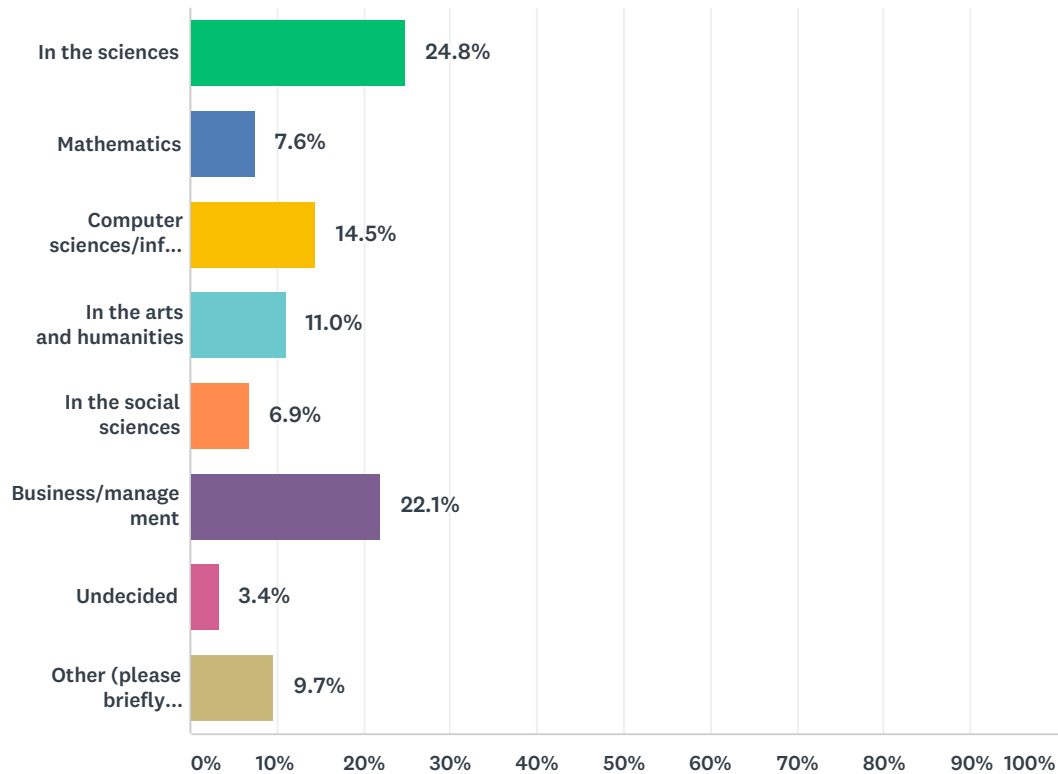
Respondents directed to Q.16

2019 Survey of ACE Alumni (2016-2018)

Interior Design	1.9%	20
Civil Engineering	16.6%	173
Structural Engineering	0.7%	7
Mechanical Engineering	14.2%	148
Electrical Engineering	6.0%	63
Architectural Engineering	1.5%	16
OTHER Engineering (e.g., chemical, computer, biomedical, etc.)	9.6%	100
Construction Management	5.5%	57
Urban Planning/Design	1.1%	12
Interior Design	0.0%	0
Architecture	0.0%	0
Engineering	0.0%	0
Construction	0.0%	0
Other (please specify)	8.8%	92
<b>TOTAL</b>		<b>1,044</b>

### Q16 What is your major or intended major?

Answered: 145 Skipped: 1,051



ANSWER CHOICES

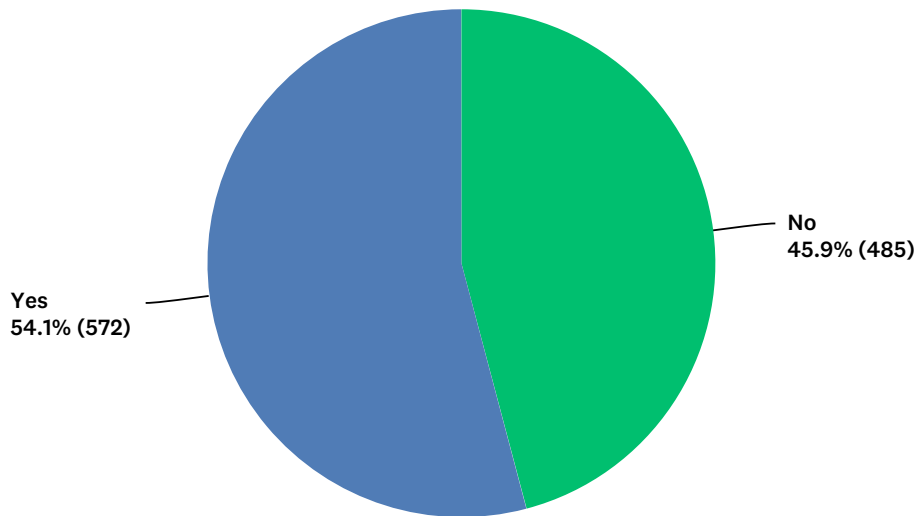
RESPONSES

2019 Survey of ACE Alumni (2016-2018)

In the sciences	24.8%	36
Mathematics	7.6%	11
Computer sciences/information technology	14.5%	21
In the arts and humanities	11.0%	16
In the social sciences	6.9%	10
Business/management	22.1%	32
Undecided	3.4%	5
Other (please briefly explain)	9.7%	14
<b>TOTAL</b>		<b>145</b>

Q19 Did you receive a scholarship from ACE?

Answered: 1,057 Skipped: 139

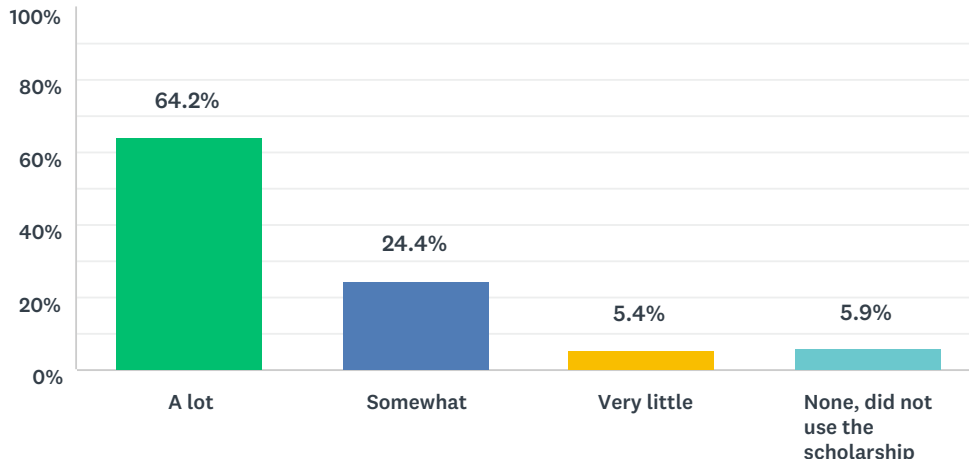


Q20 To what extent has the scholarship helped you?

Answered: 573 Skipped: 623

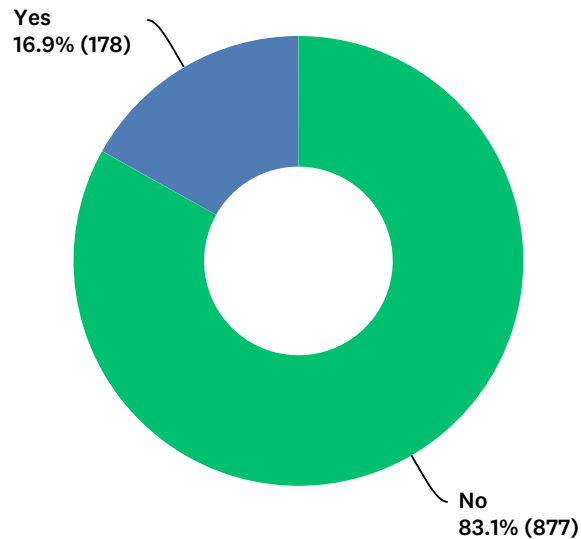


2019 Survey of ACE Alumni (2016-2018)



Q21 While an ACE student, did you have an internship or summer job in the design and construction industry?

Answered: 1,055 Skipped: 141

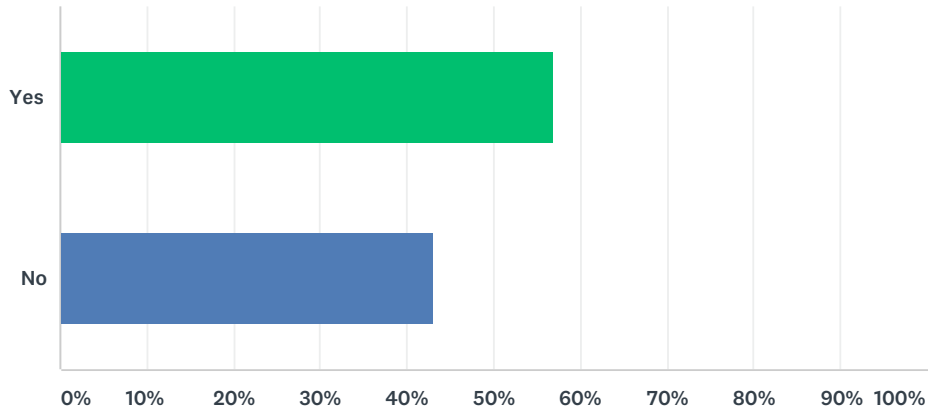


Have names of companies that provided internships

Q23 Was this internship or summer job the result of ACE connections?

Answered: 172 Skipped: 1,024

2019 Survey of ACE Alumni (2016-2018)



ANSWER CHOICES	RESPONSES	
Yes	56.98%	98
No	43.02%	74
TOTAL		172

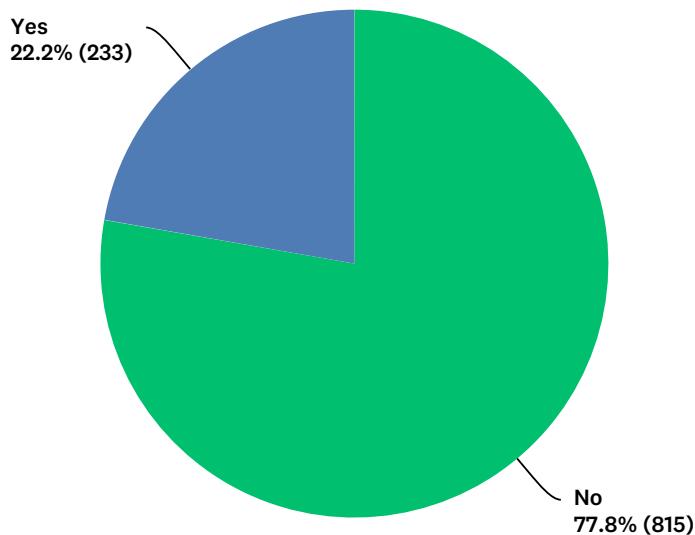
Q24 How did the internship or summer job affect you and your decision to pursue a career in the design and construction industry?

Answered: 133 Skipped: 1,063

Narrative responses can be read in full report.

Q25 Do you have an internship or job this summer in the design and construction industry?

Answered: 1,048 Skipped: 148

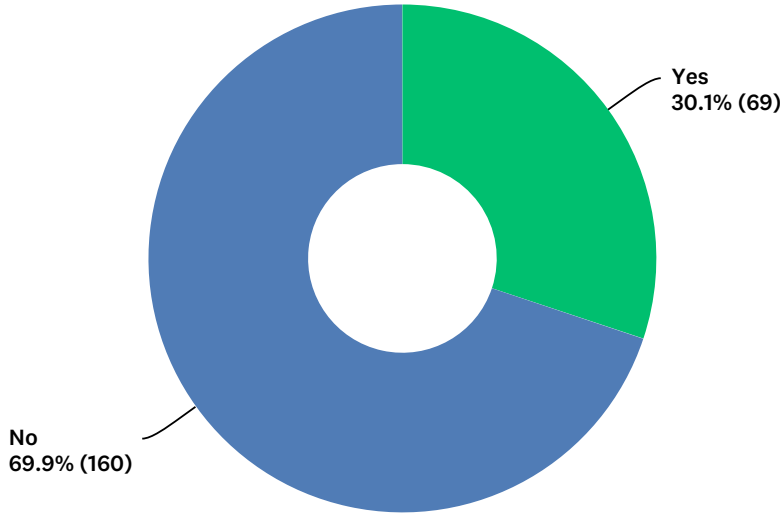


Have names of companies where alumni are interning

Q26 Is this internship or job the result of an ACE connection? If so, please briefly describe the internship?

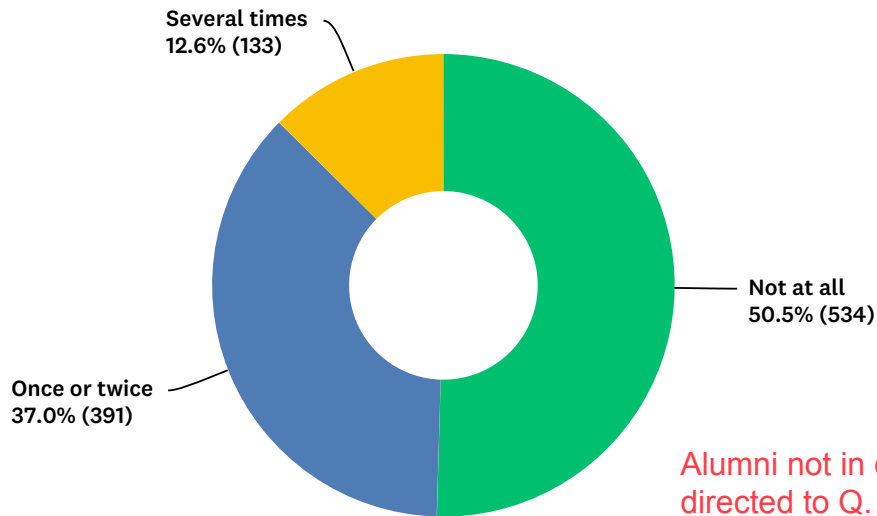
2019 Survey of ACE Alumni (2016-2018)

Answered: 229 Skipped: 967



Q27 Since you finished ACE, have you been in contact with your mentors?

Answered: 1,058 Skipped: 138

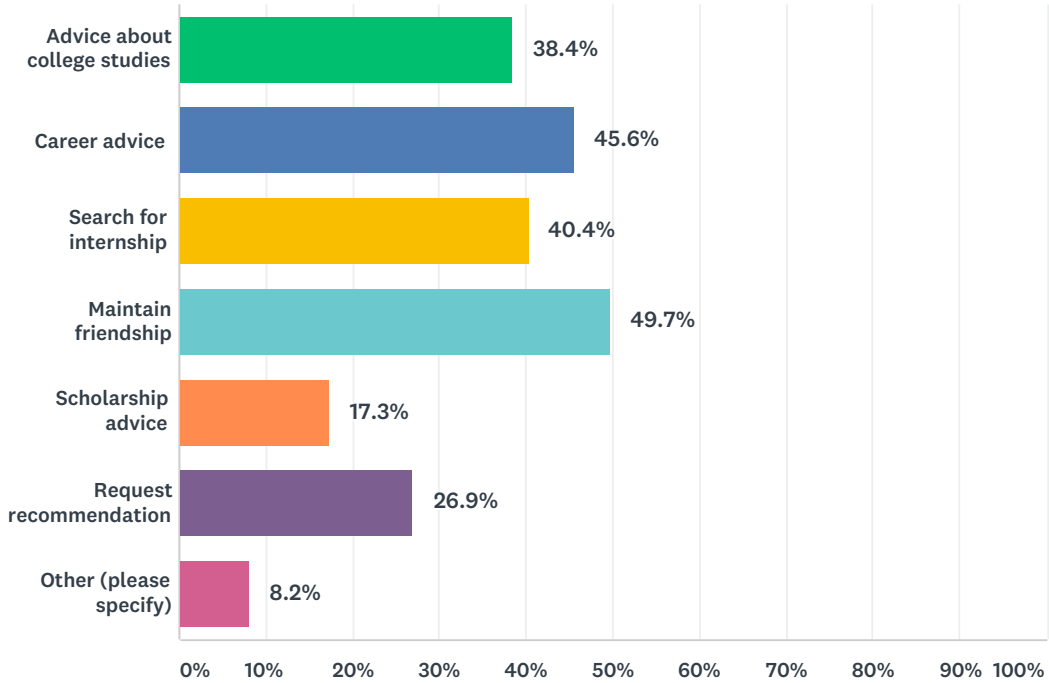


Alumni not in contact with mentors were directed to Q. 29

Q28 Why have you contacted your mentor(s)? (check all that apply)

Answered: 513 Skipped: 683

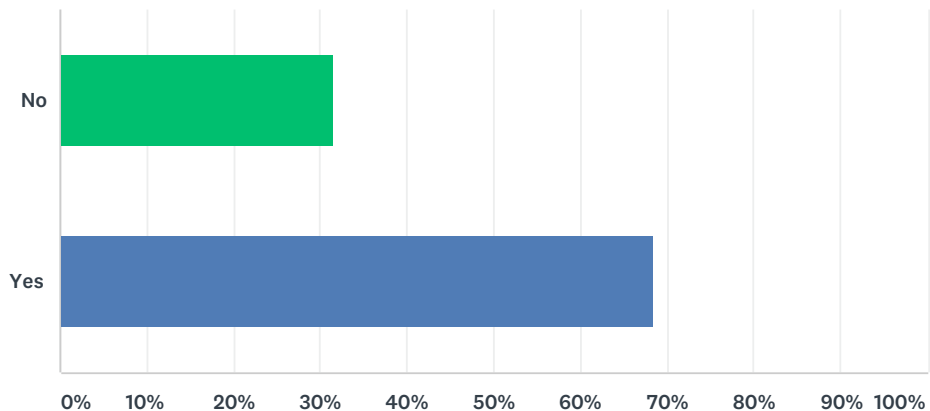
### 2019 Survey of ACE Alumni (2016-2018)



ANSWER CHOICES	RESPONSES	Count
Advice about college studies	38.4%	197
Career advice	45.6%	234
Search for internship	40.4%	207
Maintain friendship	49.7%	255
Scholarship advice	17.3%	89
Request recommendation	26.9%	138
Other (please specify)	8.2%	42
Total Respondents: 513		

### Q29 Would you like to get back in touch with your mentors, and why?

Answered: 532 Skipped: 664

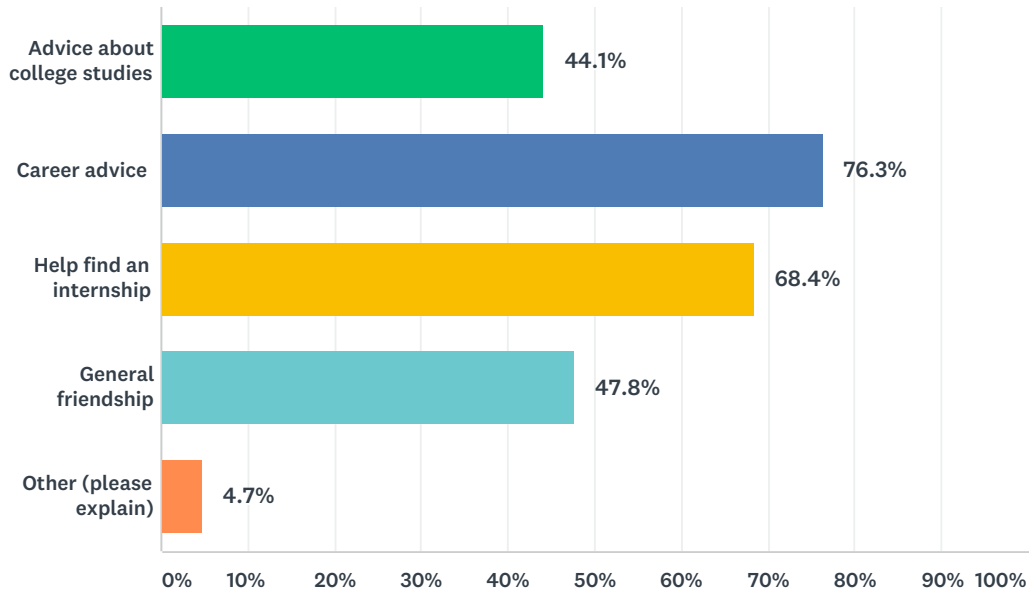


2019 Survey of ACE Alumni (2016-2018)

ANSWER CHOICES		RESPONSES	
No	Respondents directed to Q. 31	31.58%	168
Yes	Respondents directed to Q. 30	68.42%	364
TOTAL			532

Q30 Why do you wish to resume contact with your mentors? (check all responses that apply)

Answered: 358 Skipped: 838

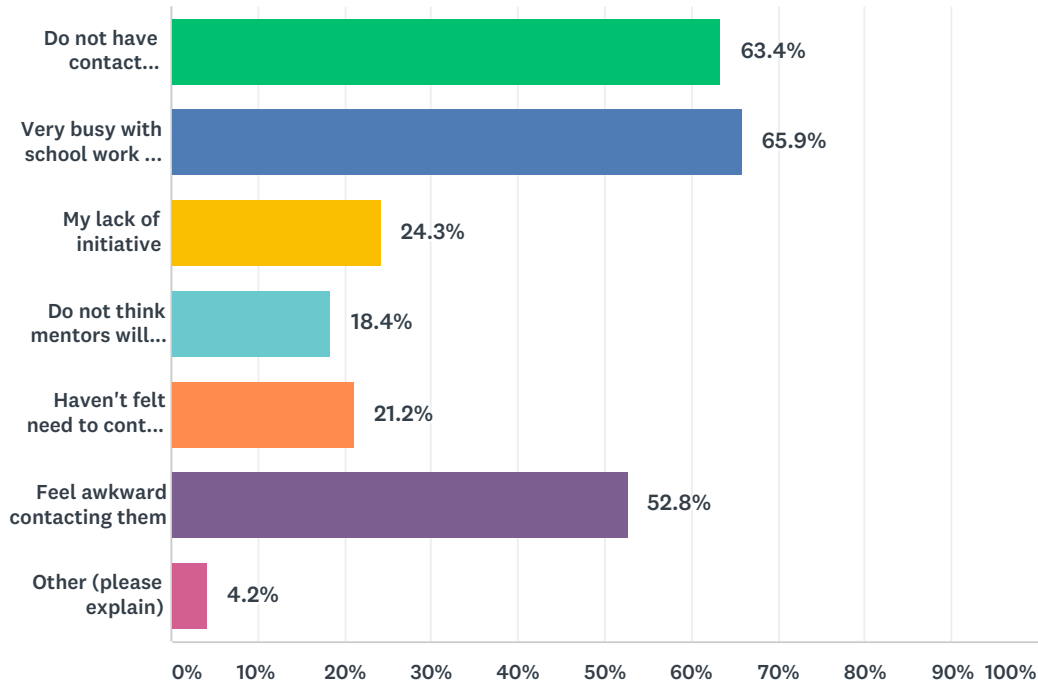


ANSWER CHOICES	RESPONSES	
Advice about college studies	44.1%	158
Career advice	76.3%	273
Help find an internship	68.4%	245
General friendship	47.8%	171
Other (please explain)	4.7%	17
Total Respondents: 358		

Q31 What is preventing you from contacting your mentors? (check all that apply)

Answered: 358 Skipped: 838

### 2019 Survey of ACE Alumni (2016-2018)



ANSWER CHOICES	RESPONSES	
Do not have contact information	63.4%	227
Very busy with school work and other matters	65.9%	236
My lack of initiative	24.3%	87
Do not think mentors will respond to me	18.4%	66
Haven't felt need to contact them	21.2%	76
Feel awkward contacting them	52.8%	189
Other (please explain)	4.2%	15
Total Respondents: 358		

Alumni were asked how their ACE experience has impacted them since completing the program. The 751 narrative responses, running 35 single-spaced pages, can be read in the full survey report.